


# Card Expenditure Statistics

## January 2016



## Card Expenditure Statistics – January 2016

	Total Spending £ billions		Annual growth rates for spending		Number of purchases Millions	
	Jan 2016	Jan 2015	Jan 2016	Jan 2015	Jan 2016	Jan 2015
<b>All payment cards</b>	<b>52.6</b>	50.3	<b>7.9%</b>	7.7%	<b>1,173</b>	1,061
<i>Of which online *</i>	12.4	10.8	16.0%	–	150	122
<b>Debit cards</b>	<b>37.4</b>	35.5	<b>8.7%</b>	8.2%	<b>905</b>	811
<b>Credit cards</b>	<b>15.2</b>	14.8	<b>6.2%</b>	6.5%	<b>269</b>	250

Unless otherwise stated all data referred to are seasonally adjusted and depict the underlying trend. The X12 ARIMA monthly seasonal adjustments include trading days and leap years. Unadjusted data are located in tables 3A to 3D. There is a step change in the data between 2010 and 2011 following a change in the reporting population. Average transaction values are based on three-month rolling averages, while growth rates are based on twelve-month rolling periods.

\* As there are insufficient online data series collected to apply X12 ARIMA seasonal adjustment, the underlying trend is determined using linear regression. This allows an estimation of the likely scale of seasonal impacts to be made until there are sufficient data (3 years) to use a recognised method of seasonal adjustment.

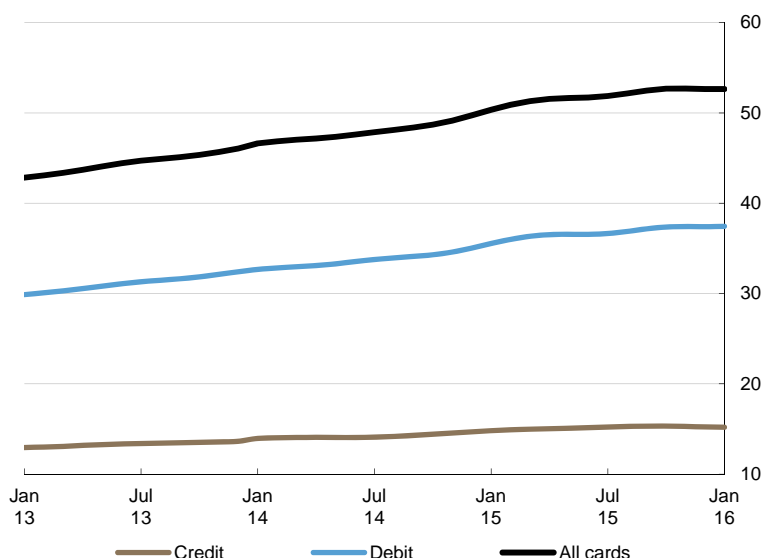
### Introduction

**Payment card expenditure** in January grew strongly and amounted to £52.6 billion, £2.3 billion above the level a year ago. The **number of purchases** reached a record monthly total of 1.2 billion, up by 112 million on January 2015, highlighting the important role payment cards continue to play for the consumer, providing convenience, safety and familiarity in their payment choices.

The continuous strength in spending has mainly been driven by the strong economic background coupled with a record high employment rate<sup>1</sup> and positive growth in consumer confidence<sup>2</sup>. Other factors driving the growth included **online** and **contactless** spending. The value spent online accounted for 23.5% of total card expenditure, up from 21.4% a year ago. During January around 2.1% of total spending was made using contactless technology, up from 0.6% in January 2015.

### Chart 1

Monthly expenditure  
(£ billions)



<sup>1</sup> UK employment reaches record high: <https://www.gov.uk/government/news/uk-employment-reaches-record-high>

<sup>2</sup> GfK's UK Consumer Confidence Index: <http://www.gfk.com/en-gb/insights/press-release/uk-consumer-confidence-resiliently-bullish-for-january-2016-despite-a-sea-of-domestic-and-overseas-worries/>

## Annual growth rates

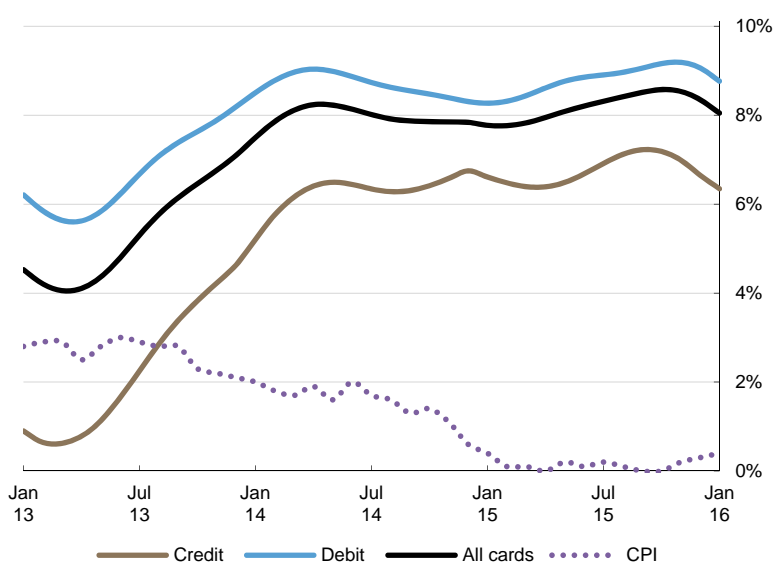
**Growth in payment card spending** continued to decelerate slightly, growing at an annual rate of 7.9% in January. Debit card spending grew by 8.7%, while credit card spending increased by 6.2%. The Office for National Statistics recently released figures showing that annual **consumer price inflation** picked up to its highest level in twelve months, reaching 0.3% in the year to January 2016<sup>3</sup>, up from 0.2% in December 2015. The upward effect on the price index was mainly driven by lower decreases on motor fuel<sup>4</sup> and food prices when compared to a year ago.

The robust growth of the number of purchases evident in the last four years continued into 2016. The **annual growth rate of purchases** continued to exceed that of the amount spent in January, highlighting a growing consumer preference of more frequent use of cards for lower value payments. During January the annual number of purchases grew by 11.3%. Furthermore, the annual growth in the service sector continued to outstrip that of retail sales. The service sector expanded by 12.2%, more than double the growth of spending within retail, which increased by 3.5%.

### Chart 2

#### Spending on payment cards

Year-on-year growth rates



Sub-sector	Annual growth (%)
Mixed business	9.3
Other retail	9.0
Household	7.7
Clothing	6.6
Food & drink	1.0
<b>Automotive Fuels</b>	<b>-7.9</b>
<b>Retail sales</b>	<b>3.5</b>
<b>Financial</b>	<b>18.8</b>
Entertainment	12.9
Hotels	12.3
Other services	10.5
Vehicle Sales & Services	9.9
Travel	7.2
<b>Services</b>	<b>12.2</b>

<sup>3</sup> ONS, Consumer Price Inflation, January 2016: <http://www.ons.gov.uk/economy/inflationandpriceindices/timeseries/d7g7>

<sup>4</sup> BBC, UK inflation rises in January as fuel price fall eases: <http://www.bbc.co.uk/news/business-35586431>

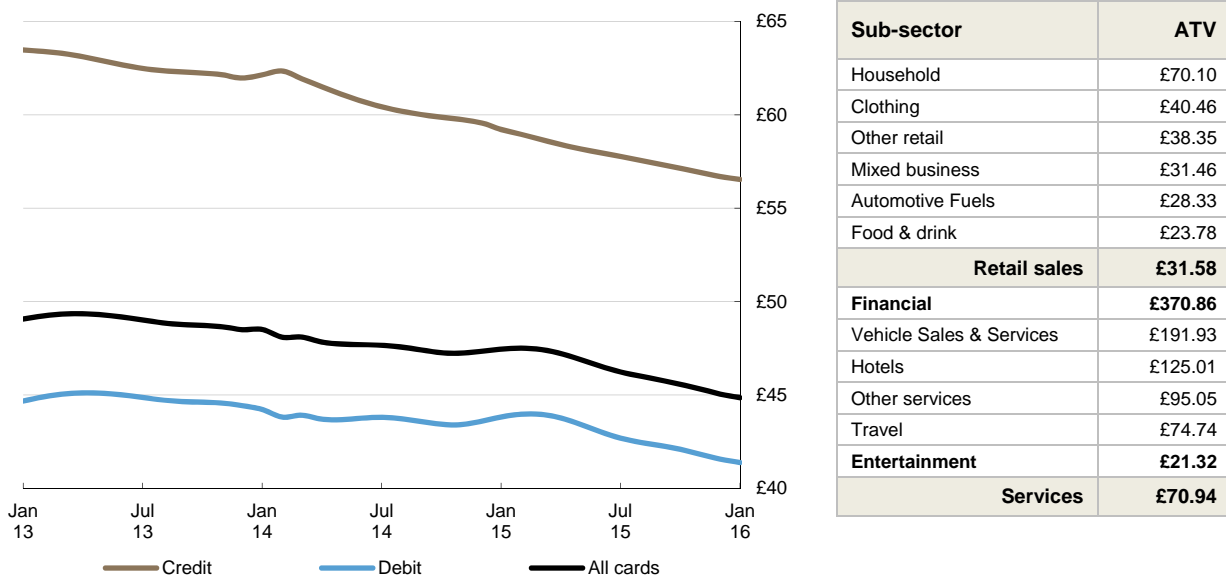
## Average transaction values

There has been a consistent pattern over the last four years with higher growth rates in volumes relative to values, resulting in declining **average transaction value (ATV)**. This continuous decline is mainly driven by the ongoing migration of low value cash transactions towards payment cards alongside the increasing acceptance and usage of **contactless cards**, including strong growth on the Transport for London network<sup>5</sup>, with the number of contactless payments accounting for 11.6% of total card purchases in January – up from 4.1% a year ago. Further downward pressure on ATVs is stemming from changing consumer preferences, low commodity prices and inflation coupled with the intense competition among the major British supermarkets<sup>6</sup>.

The ATV on all payment cards continued on a downward trajectory, falling by 19p during the month and by £2.60 over the year, to reach £44.85. Within the sectors, the ATV in **retail sales** declined by 10p to £31.58, while the ATV for **services** fell by 52p to £70.94. Within the digital space the average transaction values tend to be higher than in the face-to-face environment; however, the downward trend is also evident. The ATV on all payment cards via the online channel amounted to £80.80 in January and compares to £87.17 a year ago.

Chart 3

Average transaction values



Sub-sector	ATV
Household	£70.10
Clothing	£40.46
Other retail	£38.35
Mixed business	£31.46
Automotive Fuels	£28.33
Food & drink	£23.78
<b>Retail sales</b>	<b>£31.58</b>
<b>Financial</b>	<b>£370.86</b>
Vehicle Sales & Services	£191.93
Hotels	£125.01
Other services	£95.05
Travel	£74.74
<b>Entertainment</b>	<b>£21.32</b>
<b>Services</b>	<b>£70.94</b>

<sup>5</sup> Contactless has caught on underground: <http://www.home.barclaycard/contactless/contactless-has-caught-on-underground.html>

<sup>6</sup> Britain's supermarket price war intensifies: <http://uk.reuters.com/article/uk-britain-retail-co-operative-grp-idUKKCN0W4255>

## Spending by sector – retail sales and services

The number of transactions within the **retail sector** increased by 2.0 million to 778 million, with the corresponding amount spent decreasing by £15 million to £24.6 billion. The majority of the decrease in spending was in the **other retail** and **mixed business** sub-sectors, falling by £25 million and £18 million respectively. This was in part offset by an increase of £19 million in **food & drink** spending, reaching £9.4 billion.

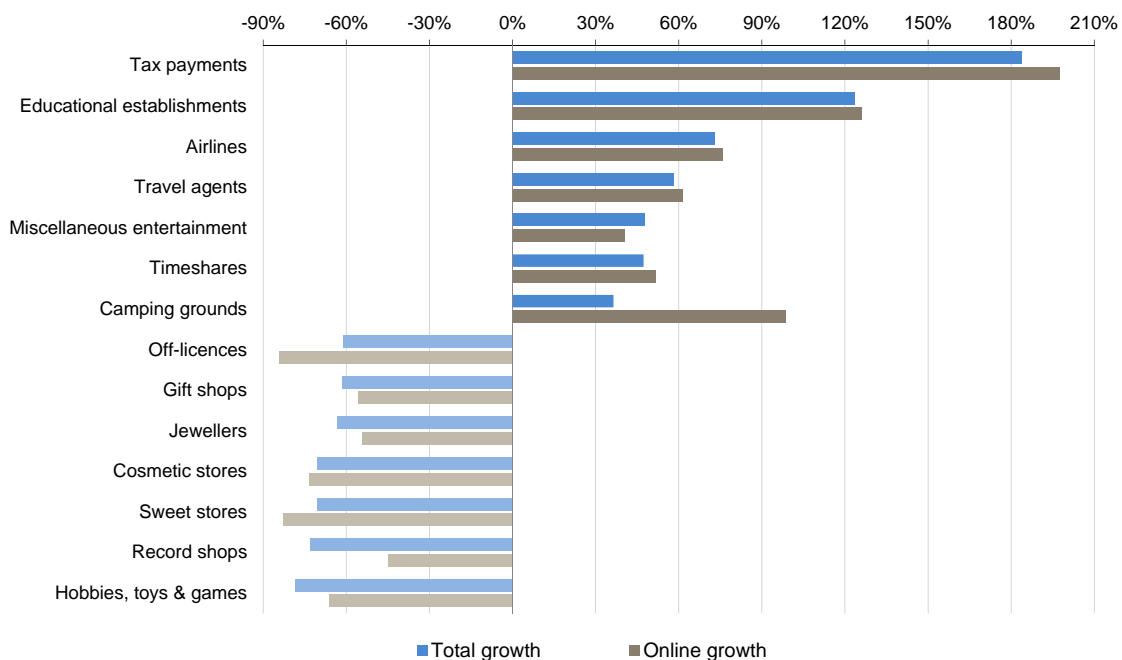
Meanwhile, the number of transactions in the **services sector** grew by 3.2 million to 396 million, corresponding to growth in spending of £25 million to £28.1 billion. The major contributors of growth were **financial** and **entertainment** sub-sectors, which recorded an increase of £66 million and £19 million respectively. **Vehicle sales & services** also recorded a strong growth of £16 million to £3.5 billion, mainly driven by robust spending on **vehicles** (+26%)<sup>7</sup>.

## Spending by merchant categories (not seasonally adjusted)

In January the largest increase in spending is traditionally evident in **tax payments** boosted by the looming deadline of 31 January for self-assessment tax settlements. **Educational establishments** also expanded considerably, mainly driven by tuition fees for the second term. Along with growth in expenditure for taxes and education, there were notable increases in card spending at merchants offering **travel services** such as airlines, travel agents, timeshares and camping grounds. Meanwhile, spending on **festive goods** from record shops, jewellers, gift and cosmetic stores recorded the largest decreases.

Chart 4

Largest changes in card spending between December and January<sup>8</sup>



<sup>7</sup> The Telegraph, Car sales buck trend with strongest rise in more than a decade: <http://www.telegraph.co.uk/business/2016/03/04/car-sales-buck-trend-with-strongest-rise-in-more-than-a-decade/>

<sup>8</sup> Actual growth rate for tax payments of 787% is not fully covered in chart in order to illustrate the majority of changes within the given scale

## Spending online (not seasonally adjusted)

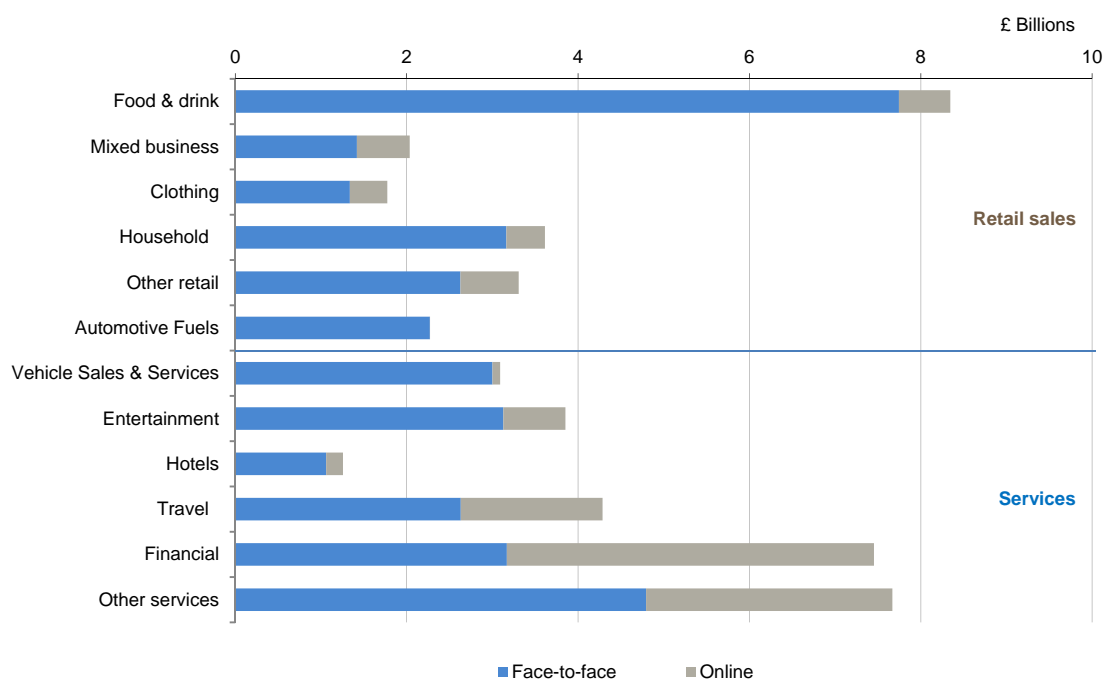
In 2016 the volume and value of **e-commerce** payments continued to rise more rapidly than those of card payments overall at 26% and 17% respectively, compared to 11% and 8%. In January spending online accounted for 23.5% of total card spending, up from 21.4% a year ago, while the number of online purchases reached 12.8% of total card purchases, up from 11.5% on January 2015.

Within the services sector 21% of purchases were made via the internet, while 9% of retail sales were online during the month. The highest e-commerce traffic remained within **financial** services, where 57% of spending was completed via the internet, followed by **travel** (38%) and **other services** (37%).

Within the merchant categories, **catalogues** registered the highest online spending (91%) followed by **tax payments** (88%) and **timeshares** (86%). The lowest share was recorded in the **vehicle sales** category, where just 0.6% of spending was made online, while virtually all spending on **automotive fuels** occurred in the face-to-face environment.

### Chart 5

Face-to-face and online spending by merchant sectors



## Payment card spending within national retail sales

**Payment card share** of total **retail sales** (including automotive fuels)<sup>9</sup> amounted to a record **77.9%** in January and compares to 75.6% a year ago. Debit cards accounted for 53.7% of retail sales, up from 51.8% in January 2015, while credit cards share reached 24.2%, up from 23.7% a year ago. This trend was also reflected in other sub-sectors such as **food & drink** and **automotive fuels**. The share of spending within food & drink accounted for by cards rose to 73.6%, while the majority of expenditure on automotive fuels was accounted for by payment cards at 85.0%.

Contact: Silvija Krupena; [silvija.krupena@ukpayments.org.uk](mailto:silvija.krupena@ukpayments.org.uk) | [camis@ukpayments.org.uk](mailto:camis@ukpayments.org.uk) | 020 3217 8460 or 020 3217 8720

<sup>9</sup> CES 3-month moving average spend of £24.6 billion expressed as a percentage of a similar 3-month moving average for ONS Retail Sales – All Retailing Including Automotive Fuel (J5A3) that amounted to £31.6 billion.

# Table 1 Card expenditure statistics (seasonally adjusted)

Summary<sup>1 and 2</sup>

		Number of purchase transactions (millions)									Value of purchase transactions (£ millions)								
		All sectors			Retail sales			Services			All sectors			Retail sales			Services		
		Credit	Debit	Total	Credit	Debit	Total	Credit	Debit	Total	Credit	Debit	Total	Credit	Debit	Total	Credit	Debit	Total
<b>Annual</b>																			
2011		2,256	7,232	9,488	1,553	5,302	6,854	704	1,931	2,634	151,219	324,308	475,526	78,853	165,769	244,622	72,365	158,539	230,905
2012		2,373	7,858	10,231	1,622	5,664	7,286	751	2,193	2,945	152,875	345,518	498,393	81,071	175,351	256,422	71,804	170,166	241,970
2013		2,550	8,336	10,885	1,733	5,903	7,636	816	2,433	3,249	159,804	373,470	533,274	84,564	183,352	267,916	75,240	190,118	265,358
2014		2,802	9,244	12,047	1,877	6,437	8,313	926	2,808	3,733	170,429	404,126	574,556	87,533	193,614	281,146	82,897	210,512	293,409
2015		3,137	10,269	13,406	2,094	6,904	8,997	1,044	3,366	4,409	181,592	440,354	621,946	91,471	199,611	291,082	90,121	240,743	330,864
<b>Monthly</b>																			
2015	Jan	250	811	1,061	166	553	720	84	258	341	14,808	35,539	50,347	7,501	16,292	23,793	7,307	19,247	26,554
	Feb	253	819	1,071	168	557	725	84	262	346	14,903	35,993	50,896	7,537	16,304	23,841	7,366	19,689	27,055
	Mar	255	827	1,082	170	560	730	85	266	351	14,973	36,338	51,311	7,568	16,336	23,904	7,405	20,002	27,407
	Apr	257	834	1,092	172	564	736	85	270	356	15,024	36,523	51,548	7,592	16,398	23,990	7,433	20,125	27,558
	May	259	842	1,101	173	568	741	86	274	360	15,081	36,553	51,634	7,613	16,491	24,104	7,467	20,063	27,530
	Jun	261	850	1,111	175	572	747	87	277	364	15,149	36,550	51,699	7,636	16,599	24,234	7,513	19,952	27,464
	Jul	264	858	1,122	176	577	753	87	281	369	15,224	36,644	51,868	7,661	16,705	24,366	7,563	19,939	27,502
	Aug	266	868	1,134	177	582	760	88	286	374	15,287	36,875	52,163	7,682	16,806	24,488	7,605	20,069	27,674
	Sep	267	879	1,146	178	587	766	89	291	380	15,321	37,160	52,481	7,692	16,884	24,576	7,629	20,276	27,905
	Oct	268	888	1,156	179	592	770	89	296	385	15,316	37,363	52,680	7,686	16,928	24,614	7,631	20,435	28,066
	Nov	268	895	1,163	179	594	774	89	300	389	15,279	37,416	52,695	7,665	16,938	24,603	7,614	20,478	28,092
	Dec	269	900	1,168	179	596	776	89	303	393	15,228	37,398	52,626	7,639	16,929	24,568	7,589	20,468	28,057
2016	Jan	269	905	1,173	179	598	778	90	306	396	15,194	37,443	52,636	7,619	16,935	24,554	7,575	20,508	28,082
<b>Year-on-year growth rates (percentages)</b>																			
<b>Annual</b>																			
2011		12.1	11.1	11.3	12.2	12.1	12.2	12.1	8.2	9.2	18.0	11.9	13.8	13.3	11.5	12.1	23.6	12.3	15.6
2012		5.2	8.7	7.8	4.4	6.8	6.3	6.8	13.6	11.8	1.1	6.5	4.8	2.8	5.8	4.8	-0.8	7.3	4.8
2013		7.4	6.1	6.4	6.9	4.2	4.8	8.6	10.9	10.3	4.5	8.1	7.0	4.3	4.6	4.5	4.8	11.7	9.7
2014		9.9	10.9	10.7	8.3	9.0	8.9	13.4	15.4	14.9	6.6	8.2	7.7	3.5	5.6	4.9	10.2	10.7	10.6
2015		11.9	11.1	11.3	11.6	7.3	8.2	12.7	19.9	18.1	6.5	9.0	8.2	4.5	3.1	3.5	8.7	14.4	12.8
<b>Monthly</b>																			
2015	Jan	10.2	10.8	10.7	8.6	8.8	8.8	13.5	15.7	15.1	6.5	8.2	7.7	3.6	5.3	4.8	9.8	10.9	10.6
	Feb	10.4	10.6	10.6	9.0	8.4	8.6	13.5	15.9	15.3	6.4	8.2	7.7	3.6	4.9	4.5	9.5	11.4	10.8
	Mar	10.6	10.5	10.5	9.3	8.2	8.4	13.5	16.1	15.4	6.3	8.3	7.7	3.6	4.5	4.2	9.2	12.0	11.2
	Apr	10.9	10.4	10.5	9.7	7.8	8.2	13.4	16.4	15.7	6.3	8.5	7.8	3.7	4.1	4.0	9.1	12.7	11.7
	May	11.2	10.3	10.5	10.1	7.5	8.1	13.4	16.9	16.1	6.4	8.7	8.0	3.8	3.8	3.8	9.2	13.3	12.1
	Jun	11.5	10.3	10.6	10.5	7.2	8.0	13.5	17.5	16.5	6.6	8.8	8.1	4.1	3.5	3.7	9.3	13.7	12.5
	Jul	11.9	10.4	10.7	11.0	7.1	8.0	13.6	18.1	17.0	6.8	8.8	8.2	4.3	3.3	3.6	9.5	13.9	12.7
	Aug	12.1	10.5	10.9	11.4	7.0	8.0	13.7	18.6	17.4	7.0	8.9	8.3	4.5	3.2	3.6	9.7	14.1	12.9
	Sep	12.3	10.6	11.0	11.7	7.0	8.1	13.7	19.1	17.7	7.1	9.0	8.4	4.7	3.2	3.6	9.7	14.4	13.0
	Oct	12.3	10.8	11.2	11.8	7.1	8.1	13.5	19.4	17.9	7.1	9.1	8.5	4.7	3.1	3.6	9.6	14.6	13.2
	Nov	12.2	10.9	11.2	11.7	7.2	8.2	13.2	19.7	18.1	6.9	9.1	8.4	4.7	3.1	3.6	9.2	14.6	13.1
	Dec	11.9	11.1	11.3	11.6	7.3	8.2	12.7	19.9	18.1	6.5	9.0	8.2	4.5	3.1	3.5	8.7	14.4	12.8
2016	Jan	11.5	11.2	11.3	11.2	7.4	8.3	12.1	20.0	18.0	6.2	8.7	7.9	4.2	3.2	3.5	8.3	13.7	12.2

<sup>1</sup> There was a step change in 2011 due to a change in reporting population

<sup>2</sup> Data are seasonally adjusted and depict the underlying trend. The X12 ARIMA monthly seasonal adjustments include trading days and leap years.

# Table 2A Card expenditure statistics (seasonally adjusted)

Retail sales<sup>1 and 2</sup>

Number of purchase transactions (millions)

Total retail sales

	Number of purchase transactions (millions)																		Total retail sales			
	Food & drink			Mixed business			Clothing			Household			Other retailers			Automotive Fuels <sup>3</sup>			Number of purchases			
	Credit	Debit	Total	Credit	Debit	Total	Credit	Debit	Total	Credit	Debit	Total	Credit	Debit	Total	Credit	Debit	Total	Credit	Debit	Total	
<b>Annual</b>																						
2011	602	2,565	3,167	136	425	562	139	428	567	157	370	526	295	782	1,077	223	732	956	1,553	5,302	6,854	
2012	662	2,848	3,510	148	479	627	145	453	598	157	375	532	281	757	1,038	228	754	982	1,622	5,664	7,286	
2013	722	3,009	3,730	182	523	704	152	459	611	165	401	566	276	720	997	236	792	1,028	1,733	5,903	7,636	
2014	769	3,454	4,223	250	477	726	164	478	642	172	433	605	285	785	1,070	237	810	1,047	1,877	6,437	8,313	
2015	835	3,711	4,546	345	524	869	176	511	686	179	472	650	328	866	1,194	232	820	1,052	2,094	6,904	8,997	
<b>Monthly</b>																						
2015	Jan	67	298	365	25	41	66	14	42	56	15	38	52	26	69	94	19	67	86	166	553	720
	Feb	68	299	367	26	41	67	15	42	57	15	38	53	26	69	95	19	67	87	168	557	725
	Mar	68	301	370	27	42	69	15	42	57	15	38	53	26	70	96	19	67	87	170	560	730
	Apr	69	303	372	28	42	70	15	42	57	15	38	53	26	70	96	19	68	87	172	564	736
	May	69	305	374	29	43	71	15	42	57	15	39	53	27	71	97	19	68	87	173	568	741
	Jun	70	307	377	29	43	73	15	42	57	15	39	54	27	72	99	19	68	88	175	572	747
	Jul	70	310	379	30	44	74	15	43	57	15	39	54	28	73	101	19	68	88	176	577	753
	Aug	70	312	382	30	45	75	15	43	58	15	40	55	28	74	102	19	69	88	177	582	760
	Sep	71	315	386	30	46	76	15	43	58	15	40	55	29	75	103	19	69	88	178	587	766
	Oct	71	318	389	30	46	76	15	43	58	15	40	56	29	75	104	19	69	88	179	592	770
	Nov	71	320	391	30	46	76	15	43	58	15	41	56	29	75	104	19	70	89	179	594	774
	Dec	71	322	393	30	46	76	15	43	58	15	41	56	28	75	103	19	70	89	179	596	776
2016	Jan	72	323	395	30	46	76	15	43	58	15	41	56	28	75	103	19	71	90	179	598	778
<b>Year-on-year growth rates (percentages)</b>																						
<b>Annual</b>																						
2011	13.1	12.1	12.3	-1.5	4.6	3.1	8.1	0.8	2.5	5.9	5.6	5.7	7.3	6.7	6.9	38.0	39.4	39.1	12.2	12.1	12.2	
2012	10.0	11.0	10.8	8.4	12.6	11.6	4.6	5.9	5.5	0.2	1.4	1.1	-4.8	-3.2	-3.6	2.1	2.9	2.7	4.4	6.8	6.3	
2013	8.9	5.6	6.3	22.8	9.2	12.4	4.8	1.5	2.3	5.2	6.8	6.4	-1.5	-4.8	-3.9	3.5	5.0	4.7	6.9	4.2	4.8	
2014	6.6	14.8	13.2	37.4	-8.7	3.2	7.4	4.2	5.0	4.1	8.0	6.9	3.1	9.0	7.3	0.5	2.3	1.9	8.3	9.0	8.9	
2015	8.5	7.4	7.6	38.3	9.9	19.7	7.4	6.8	6.9	3.8	9.0	7.5	14.9	10.4	11.6	-2.3	1.2	0.4	11.6	7.3	8.2	
<b>Monthly</b>																						
2015	Jan	6.7	14.6	13.1	38.2	-10.7	2.0	7.8	4.8	5.5	3.8	7.9	6.7	4.4	9.5	8.1	0.1	1.9	1.5	8.6	8.8	8.8
	Feb	6.9	14.2	12.8	38.8	-12.5	1.0	7.9	5.3	5.9	3.6	7.7	6.5	5.7	9.7	8.6	-0.4	1.4	1.0	9.0	8.4	8.6
	Mar	7.0	13.4	12.2	39.4	-11.4	2.3	7.9	5.6	6.2	3.5	7.6	6.4	6.9	9.8	9.0	-0.8	1.0	0.6	9.3	8.2	8.4
	Apr	7.2	12.5	11.5	40.1	-10.1	3.7	7.8	5.7	6.3	3.5	7.6	6.4	8.1	9.7	9.3	-1.1	0.7	0.3	9.7	7.8	8.2
	May	7.5	11.5	10.8	40.9	-8.4	5.5	7.7	5.8	6.3	3.6	7.8	6.6	9.3	9.6	9.5	-1.4	0.5	0.1	10.1	7.5	8.1
	Jun	7.8	10.6	10.1	41.7	-6.3	7.6	7.6	5.8	6.3	3.8	8.1	6.8	10.5	9.6	9.9	-1.7	0.5	0.0	10.5	7.2	8.0
	Jul	8.1	9.8	9.5	42.3	-3.8	9.9	7.7	6.0	6.4	3.9	8.4	7.1	11.7	9.8	10.3	-2.0	0.4	-0.1	11.0	7.1	8.0
	Aug	8.3	9.1	8.9	42.4	-1.0	12.3	7.9	6.3	6.7	4.0	8.6	7.3	12.9	10.0	10.8	-2.2	0.5	-0.1	11.4	7.0	8.0
	Sep	8.6	8.5	8.5	42.0	1.9	14.5	8.1	6.6	7.0	4.0	8.8	7.4	13.9	10.3	11.3	-2.3	0.5	-0.1	11.7	7.0	8.1
	Oct	8.7	8.0	8.1	41.1	4.7	16.5	8.1	6.9	7.2	3.9	8.9	7.4	14.6	10.5	11.6	-2.4	0.6	-0.1	11.8	7.1	8.1
	Nov	8.6	7.7	7.8	39.8	7.4	18.2	7.9	7.0	7.2	3.8	8.9	7.5	14.9	10.5	11.7	-2.4	0.9	0.1	11.7	7.2	8.2
	Dec	8.5	7.4	7.6	38.3	9.9	19.7	7.4	6.8	6.9	3.8	9.0	7.5	14.9	10.4	11.6	-2.3	1.2	0.4	11.6	7.3	8.2
2016	Jan	8.3	7.3	7.5	36.4	12.3	20.8	6.7	6.4	6.5	3.8	9.0	7.5	14.6	10.2	11.4	-2.0	1.7	0.9	11.2	7.4	8.3

<sup>1</sup> There was a step change in 2011 due to a change in reporting population

<sup>2</sup> Data are seasonally adjusted and depict the underlying trend. The X12 ARIMA monthly seasonal adjustments include trading days and leap years.

<sup>3</sup> Automotive Fuels data is effective from January 2010. Data shown pre 2010 are for growth trend purposes only; these data are excluded from totals as these are already included in their former Services sector of Motoring (now known as Vehicle Sales & Service)



## Table 2B Card expenditure statistics (seasonally adjusted)

### Retail sales<sup>1 and 2</sup>

Value of purchase transactions (£ millions)

		Value of purchase transactions (£ millions)																		Total retail sales		
		Food & drink			Mixed business			Clothing			Household			Other retailers			Automotive Fuels <sup>3</sup>			Value of purchases		
		Credit	Debit	Total	Credit	Debit	Total	Credit	Debit	Total	Credit	Debit	Total	Credit	Debit	Total	Credit	Debit	Total	Credit	Debit	Total
<b>Annual</b>																						
2011		21,060	69,638	90,698	7,088	14,760	21,848	7,845	14,484	22,329	15,173	20,529	35,702	17,513	24,380	41,893	10,174	21,977	32,150	78,853	165,769	244,622
2012		22,568	74,179	96,747	7,731	16,411	24,142	8,237	15,630	23,867	15,377	21,631	37,008	16,756	24,438	41,194	10,402	23,063	33,465	81,071	175,351	256,422
2013		24,082	77,818	101,900	8,713	17,922	26,636	8,680	16,045	24,726	15,888	23,256	39,144	16,516	24,408	40,924	10,685	23,903	34,587	84,564	183,352	267,916
2014		24,539	84,443	108,983	9,580	16,728	26,309	9,154	17,059	26,213	16,870	25,994	42,864	17,151	25,792	42,943	10,237	23,597	33,834	87,533	193,614	281,146
2015		25,247	84,863	110,110	10,616	17,990	28,606	9,935	18,136	28,071	17,567	28,621	46,188	19,159	27,900	47,059	8,947	22,101	31,048	91,471	199,611	291,082
<b>Monthly</b>																						
2015	Jan	2,073	7,018	9,091	845	1,421	2,266	816	1,467	2,283	1,438	2,269	3,707	1,548	2,251	3,799	781	1,866	2,646	7,501	16,292	23,793
	Feb	2,079	6,980	9,059	856	1,438	2,294	826	1,483	2,309	1,447	2,290	3,736	1,559	2,260	3,819	771	1,853	2,624	7,537	16,304	23,841
	Mar	2,085	6,961	9,046	865	1,453	2,318	833	1,494	2,327	1,453	2,311	3,765	1,567	2,266	3,832	765	1,851	2,616	7,568	16,336	23,904
	Apr	2,091	6,961	9,052	873	1,469	2,341	834	1,502	2,336	1,458	2,334	3,792	1,573	2,279	3,852	763	1,854	2,616	7,592	16,398	23,990
	May	2,096	6,982	9,077	880	1,486	2,366	834	1,508	2,342	1,462	2,358	3,820	1,582	2,299	3,881	760	1,857	2,617	7,613	16,491	24,104
	Jun	2,102	7,015	9,117	886	1,507	2,393	833	1,515	2,349	1,466	2,383	3,848	1,593	2,322	3,915	755	1,856	2,611	7,636	16,599	24,234
	Jul	2,110	7,056	9,166	893	1,528	2,421	834	1,523	2,358	1,470	2,407	3,876	1,607	2,344	3,951	747	1,847	2,594	7,661	16,705	24,366
	Aug	2,118	7,100	9,218	899	1,544	2,443	835	1,529	2,364	1,474	2,428	3,902	1,620	2,371	3,991	737	1,834	2,571	7,682	16,806	24,488
	Sep	2,122	7,143	9,265	904	1,550	2,454	833	1,531	2,364	1,477	2,444	3,921	1,629	2,393	4,023	726	1,823	2,549	7,692	16,884	24,576
	Oct	2,124	7,183	9,307	906	1,546	2,452	827	1,531	2,358	1,478	2,457	3,934	1,632	2,395	4,027	718	1,817	2,535	7,686	16,928	24,614
	Nov	2,124	7,219	9,343	906	1,533	2,439	819	1,528	2,347	1,475	2,466	3,941	1,628	2,374	4,002	713	1,818	2,532	7,665	16,938	24,603
	Dec	2,123	7,244	9,367	904	1,516	2,419	811	1,524	2,335	1,469	2,475	3,944	1,621	2,346	3,966	712	1,825	2,536	7,639	16,929	24,568
2016	Jan	2,123	7,264	9,387	902	1,500	2,402	805	1,525	2,330	1,464	2,485	3,949	1,613	2,328	3,941	712	1,834	2,546	7,619	16,935	24,554
<b>Year-on-year growth rates (percentages)</b>																						
<b>Annual</b>																						
2011		12.2	9.1	9.8	-1.1	5.8	3.4	15.4	6.1	9.2	3.3	8.8	6.4	12.8	3.4	7.1	53.5	48.0	49.7	13.3	11.5	12.1
2012		7.2	6.5	6.7	9.1	11.2	10.5	5.0	7.9	6.9	1.3	5.4	3.7	-4.3	0.2	-1.7	2.2	4.9	4.1	2.8	5.8	4.8
2013		6.7	4.9	5.3	12.7	9.2	10.3	5.4	2.7	3.6	3.3	7.5	5.8	-1.4	-0.1	-0.7	2.7	3.6	3.4	4.3	4.6	4.5
2014		1.9	8.5	7.0	10.0	-6.7	-1.2	5.5	6.3	6.0	6.2	11.8	9.5	3.8	5.7	4.9	-4.2	-1.3	-2.2	3.5	5.6	4.9
2015		2.9	0.5	1.0	10.8	7.5	8.7	8.5	6.3	7.1	4.1	10.1	7.8	11.7	8.2	9.6	-12.6	-6.3	-8.2	4.5	3.1	3.5
<b>Monthly</b>																						
2015	Jan	1.8	8.3	6.8	9.6	-7.6	-1.9	5.8	6.4	6.2	5.9	11.3	9.1	5.0	5.9	5.5	-5.2	-1.9	-2.9	3.6	5.3	4.8
	Feb	1.8	7.8	6.4	9.3	-8.0	-2.3	6.2	6.3	6.2	5.5	10.8	8.6	6.2	6.0	6.1	-6.2	-2.6	-3.7	3.6	4.9	4.5
	Mar	1.7	7.1	5.8	9.1	-7.9	-2.3	6.4	6.1	6.2	5.1	10.3	8.2	7.4	6.0	6.6	-7.1	-3.3	-4.5	3.6	4.5	4.2
	Apr	1.7	6.2	5.2	9.0	-7.3	-1.8	6.6	5.9	6.2	4.8	10.0	7.9	8.6	6.0	7.0	-8.0	-3.9	-5.1	3.7	4.1	4.0
	May	1.8	5.3	4.5	9.1	-6.1	-1.0	6.8	5.7	6.1	4.6	9.9	7.8	9.8	6.1	7.6	-8.8	-4.4	-5.7	3.8	3.8	3.8
	Jun	1.9	4.4	3.9	9.4	-4.5	0.3	7.2	5.7	6.2	4.5	10.0	7.8	10.9	6.3	8.1	-9.5	-4.8	-6.2	4.1	3.5	3.7
	Jul	2.1	3.6	3.2	9.8	-2.5	1.8	7.8	5.7	6.5	4.4	10.1	7.8	11.8	6.6	8.7	-10.3	-5.3	-6.8	4.3	3.3	3.6
	Aug	2.3	2.7	2.6	10.3	-0.2	3.5	8.5	5.9	6.8	4.4	10.1	7.9	12.4	7.1	9.2	-11.0	-5.7	-7.3	4.5	3.2	3.6
	Sep	2.5	1.9	2.1	10.7	2.1	5.1	9.1	6.1	7.1	4.4	10.1	7.9	12.7	7.8	9.7	-11.7	-6.1	-7.8	4.7	3.2	3.6
	Oct	2.7	1.3	1.6	10.9	4.3	6.6	9.3	6.3	7.3	4.3	10.1	7.8	12.7	8.3	10.0	-12.3	-6.4	-8.2	4.7	3.1	3.6
	Nov	2.8	0.8	1.2	10.9	6.1	7.9	9.1	6.4	7.3	4.3	10.1	7.8	12.3	8.4	10.0	-12.6	-6.5	-8.4	4.7	3.1	3.6
	Dec	2.9	0.5	1.0	10.8	7.5	8.7	8.5	6.3	7.1	4.1	10.1	7.8	11.7	8.2	9.6	-12.6	-6.3	-8.2	4.5	3.1	3.5
2016	Jan	2.9	0.5	1.0	10.6	8.5	9.3	7.6	6.1	6.6	3.9	10.1	7.7	10.9	7.8	9.0	-12.4	-5.9	-7.9	4.2	3.2	3.5

<sup>1</sup> There was a step change in 2011 due to a change in reporting population

<sup>2</sup> Data are seasonally adjusted and depict the underlying trend. The X12 ARIMA monthly seasonal adjustments include trading days and leap years.

<sup>3</sup> Automotive Fuels data is effective from January 2010. Data shown pre 2010 are for growth trend purposes only; these data are excluded from totals as these are already included in their former Services sector of Motoring (now known as Vehicle Sales & Service)

# Table 2C Card expenditure statistics (seasonally adjusted)

Services<sup>1 and 2</sup>

Number of purchase transactions (millions)																				Total services		
Vehicle Sales & Services <sup>3</sup>			Entertainment			Hotels			Travel			Financial			Other services			Number of purchases				
	Credit	Debit	Total	Credit	Debit	Total	Credit	Debit	Total	Credit	Debit	Total	Credit	Debit	Total	Credit	Debit	Total	Credit	Debit	Total	
<b>Annual</b>																						
2011	51	89	139	268	882	1,150	51	43	94	116	238	354	33	145	178	186	535	720	704	1,931	2,634	
2012	50	94	144	309	1,062	1,371	52	48	100	124	266	389	30	160	190	186	564	750	751	2,193	2,945	
2013	53	104	157	354	1,223	1,577	54	53	107	130	286	416	28	174	202	196	594	790	816	2,433	3,249	
2014	59	121	179	423	1,500	1,923	60	62	122	150	328	478	26	166	192	208	631	839	926	2,808	3,733	
2015	68	142	210	473	1,841	2,313	66	75	141	179	428	607	28	183	212	229	697	926	1,044	3,366	4,409	
<b>Monthly</b>																						
2015	Jan	6	11	17	38	139	177	5	6	11	14	31	45	2	14	17	18	56	74	84	258	341
	Feb	6	11	17	39	142	180	5	6	11	14	32	46	2	15	17	19	56	75	84	262	346
	Mar	6	11	17	39	144	183	5	6	11	14	33	47	2	15	17	19	57	75	85	266	351
	Apr	6	11	17	39	147	186	5	6	11	14	34	48	2	15	17	19	57	76	85	270	356
	May	6	12	17	39	149	188	5	6	12	15	35	49	2	15	18	19	57	76	86	274	360
	Jun	6	12	17	39	151	190	5	6	12	15	35	50	2	15	18	19	58	77	87	277	364
	Jul	6	12	18	39	153	193	6	6	12	15	36	51	2	15	18	19	58	77	87	281	369
	Aug	6	12	18	40	156	196	6	6	12	15	37	52	2	16	18	19	59	78	88	286	374
	Sep	6	12	18	40	160	200	6	6	12	16	38	53	2	16	18	19	59	79	89	291	380
	Oct	6	12	18	40	163	204	6	7	12	16	38	54	2	16	18	20	60	79	89	296	385
	Nov	6	12	18	40	166	207	6	7	12	16	39	55	2	16	18	20	60	80	89	300	389
	Dec	6	13	18	40	169	209	6	7	12	16	39	55	2	16	18	20	60	80	89	303	393
2016	Jan	6	13	18	41	171	212	6	7	12	16	39	55	3	16	18	20	61	81	90	306	396
<b>Year-on-year growth rates (percentages)</b>																						
<b>Annual</b>																						
2011	-33.3	-56.6	-50.3	20.5	21.4	21.2	36.2	24.3	30.5	19.2	17.2	17.9	3.6	11.8	10.2	13.6	9.9	10.8	12.1	8.2	9.2	
2012	-0.3	5.6	3.5	15.3	20.4	19.2	3.3	11.3	7.0	6.4	11.8	10.1	-10.3	10.8	6.9	0.5	5.5	4.2	6.8	13.6	11.8	
2013	5.2	10.9	8.9	14.8	15.1	15.0	3.4	11.4	7.2	5.2	7.7	6.9	-3.8	8.2	6.3	5.1	5.3	5.2	8.6	10.9	10.3	
2014	10.4	16.1	14.2	19.3	22.7	21.9	10.0	17.5	13.7	15.7	14.6	14.9	-9.7	-4.3	-5.1	6.3	6.3	6.3	13.4	15.4	14.9	
2015	17.0	17.3	17.2	11.8	22.7	20.3	10.8	20.3	15.6	18.9	30.6	26.9	10.3	10.3	10.3	9.9	10.5	10.3	12.7	19.9	18.1	
<b>Monthly</b>																						
2015	Jan	10.8	15.8	14.1	19.2	22.6	21.8	10.1	17.7	13.9	16.1	15.8	15.9	-8.9	-3.4	-4.2	6.4	6.5	6.5	13.5	15.7	15.1
	Feb	11.1	15.4	13.9	18.8	22.3	21.5	10.1	17.8	14.0	16.2	17.1	16.8	-7.6	-2.5	-3.2	6.5	6.8	6.8	13.5	15.9	15.3
	Mar	11.4	15.1	13.8	18.3	22.0	21.2	10.2	17.9	14.1	16.3	18.4	17.8	-6.0	-1.6	-2.2	6.7	7.3	7.2	13.5	16.1	15.4
	Apr	11.7	14.9	13.9	17.7	21.9	21.0	10.4	18.1	14.2	16.3	19.8	18.7	-4.2	-0.7	-1.1	7.1	7.9	7.7	13.4	16.4	15.7
	May	12.2	15.1	14.1	17.2	22.0	20.9	10.6	18.3	14.5	16.4	21.2	19.7	-2.3	0.3	0.0	7.5	8.6	8.3	13.4	16.9	16.1
	Jun	12.8	15.4	14.5	16.7	22.2	21.0	10.9	18.6	14.8	16.7	22.8	20.8	-0.4	1.5	1.2	8.0	9.2	8.9	13.5	17.5	16.5
	Jul	13.5	15.9	15.1	16.1	22.4	21.0	11.3	19.0	15.2	17.2	24.4	22.1	1.6	2.7	2.6	8.6	9.8	9.5	13.6	18.1	17.0
	Aug	14.2	16.4	15.7	15.4	22.5	21.0	11.6	19.4	15.5	17.9	26.1	23.5	3.5	4.1	4.1	9.2	10.1	9.9	13.7	18.6	17.4
	Sep	15.0	16.8	16.2	14.6	22.6	20.9	11.7	19.8	15.8	18.5	27.8	24.8	5.5	5.7	5.6	9.6	10.4	10.2	13.7	19.1	17.7
	Oct	15.7	17.1	16.6	13.7	22.7	20.7	11.6	20.1	15.9	18.9	29.2	25.9	7.4	7.2	7.3	9.9	10.5	10.4	13.5	19.4	17.9
	Nov	16.3	17.3	17.0	12.8	22.7	20.5	11.3	20.2	15.9	19.1	30.1	26.6	9.0	8.8	8.9	10.0	10.5	10.4	13.2	19.7	18.1
	Dec	17.0	17.3	17.2	11.8	22.7	20.3	10.8	20.3	15.6	18.9	30.6	26.9	10.3	10.3	10.3	9.9	10.5	10.3	12.7	19.9	18.1
2016	Jan	15.1	17.3	16.5	10.9	22.9	20.3	10.1	20.2	15.3	18.5	30.5	26.7	11.0	10.5	10.5	9.7	10.4	10.2	12.1	20.0	18.0

<sup>1</sup> There was a step change in 2011 due to a change in reporting population

<sup>2</sup> Data are seasonally adjusted and depict the underlying trend. The X12 ARIMA monthly seasonal adjustments include trading days and leap years.

<sup>3</sup> With effect of January 2010 Automotive Fuels was published as a separate sub-sector in retail sales. See tables 2A and 2B

# Table 2D Card expenditure statistics (seasonally adjusted)

## Services<sup>1 and 2</sup>

Value of purchase transactions (£ millions)

	Value of purchase transactions (£ millions)																		Total services			
	Vehicle Sales & Services <sup>3</sup>			Entertainment			Hotels			Travel			Financial			Other services			Value of purchases			
	Credit	Debit	Total	Credit	Debit	Total	Credit	Debit	Total	Credit	Debit	Total	Credit	Debit	Total	Credit	Debit	Total	Credit	Debit	Total	
<b>Annual</b>																						
2011	7,777	22,465	30,242	14,087	20,703	34,790	8,636	3,852	12,487	16,327	18,488	34,815	7,044	46,333	53,377	18,495	46,699	65,194	72,365	158,539	230,905	
2012	7,569	23,558	31,127	14,684	22,806	37,491	8,879	4,312	13,191	16,536	20,585	37,121	5,471	49,911	55,382	18,665	48,994	67,659	71,804	170,166	241,970	
2013	7,728	25,738	33,466	15,664	24,589	40,253	9,255	4,774	14,029	17,381	22,117	39,498	5,134	55,608	60,742	20,078	57,292	77,370	75,240	190,118	265,358	
2014	8,172	28,906	37,078	17,436	28,520	45,956	10,417	5,583	16,000	20,299	25,228	45,527	5,141	58,283	63,424	21,432	63,993	85,424	82,897	210,512	293,409	
2015	9,026	31,782	40,808	18,756	33,455	52,211	11,642	6,442	18,084	21,283	27,599	48,883	6,270	68,524	74,793	23,144	72,941	96,085	90,121	240,743	330,864	
<b>Monthly</b>																						
2015	Jan	724	2,540	3,264	1,544	2,635	4,178	940	506	1,447	1,733	2,237	3,970	475	5,191	5,667	1,890	6,138	8,028	7,307	19,247	26,554
	Feb	738	2,563	3,301	1,544	2,673	4,216	947	511	1,457	1,744	2,247	3,991	488	5,333	5,821	1,905	6,363	8,268	7,366	19,689	27,055
	Mar	750	2,588	3,337	1,545	2,705	4,250	950	515	1,465	1,748	2,256	4,004	498	5,468	5,966	1,914	6,470	8,384	7,405	20,002	27,407
	Apr	757	2,614	3,371	1,549	2,730	4,279	954	520	1,474	1,750	2,266	4,015	505	5,576	6,081	1,919	6,419	8,338	7,433	20,125	27,558
	May	761	2,633	3,394	1,557	2,752	4,309	960	526	1,487	1,755	2,271	4,026	509	5,651	6,160	1,925	6,230	8,155	7,467	20,063	27,530
	Jun	764	2,646	3,409	1,566	2,773	4,339	971	534	1,504	1,766	2,278	4,045	514	5,698	6,212	1,932	6,023	7,955	7,513	19,952	27,464
	Jul	765	2,660	3,426	1,574	2,799	4,373	982	541	1,523	1,781	2,298	4,079	521	5,740	6,261	1,940	5,901	7,840	7,563	19,939	27,502
	Aug	764	2,680	3,445	1,579	2,827	4,406	990	548	1,538	1,796	2,331	4,127	530	5,800	6,330	1,946	5,883	7,828	7,605	20,069	27,674
	Sep	761	2,700	3,461	1,580	2,856	4,435	993	553	1,546	1,807	2,360	4,167	541	5,884	6,425	1,948	5,923	7,871	7,629	20,276	27,905
	Oct	755	2,711	3,466	1,576	2,881	4,457	990	558	1,548	1,809	2,367	4,176	552	5,979	6,531	1,947	5,939	7,887	7,631	20,435	28,066
	Nov	747	2,717	3,465	1,572	2,903	4,475	985	563	1,547	1,803	2,353	4,156	563	6,066	6,630	1,942	5,876	7,818	7,614	20,478	28,092
	Dec	739	2,729	3,469	1,570	2,922	4,492	980	567	1,546	1,790	2,336	4,126	573	6,138	6,711	1,937	5,776	7,714	7,589	20,468	28,057
2016	Jan	732	2,752	3,484	1,572	2,939	4,511	977	571	1,548	1,777	2,332	4,108	581	6,197	6,777	1,936	5,717	7,653	7,575	20,508	28,082
<b>Year-on-year growth rates (percentages)<sup>2</sup></b>																						
<b>Annual</b>																						
2011	-11.0	-9.6	-9.9	41.5	21.5	28.9	56.9	24.7	45.4	27.9	16.3	21.5	19.0	17.4	17.6	18.0	14.4	15.4	23.6	12.3	15.6	
2012	-2.7	4.9	2.9	4.2	10.2	7.8	2.8	12.0	5.6	1.3	11.3	6.6	-22.3	7.7	3.8	0.9	4.9	3.8	-0.8	7.3	4.8	
2013	2.1	9.3	7.5	6.7	7.8	7.4	4.2	10.7	6.4	5.1	7.4	6.4	-6.2	11.4	9.7	7.6	16.9	14.4	4.8	11.7	9.7	
2014	5.7	12.3	10.8	11.3	16.0	14.2	12.6	17.0	14.0	16.8	14.1	15.3	0.1	4.8	4.4	6.7	11.7	10.4	10.2	10.7	10.6	
2015	10.5	9.9	10.1	7.6	17.3	13.6	11.8	15.4	13.0	4.8	9.4	7.4	22.0	17.6	17.9	8.0	14.0	12.5	8.7	14.4	12.8	
<b>Monthly</b>																						
2015	Jan	5.7	11.5	10.2	11.5	16.7	14.7	12.7	17.4	14.3	14.7	13.5	14.0	1.5	5.1	4.8	6.5	12.3	10.8	9.8	10.9	10.6
	Feb	5.7	10.7	9.6	11.6	17.3	15.1	12.9	17.5	14.5	12.7	12.7	12.7	3.2	5.6	5.4	6.5	13.5	11.7	9.5	11.4	10.8
	Mar	5.8	10.2	9.2	11.5	17.8	15.3	13.0	17.6	14.6	11.0	12.1	11.6	5.0	6.4	6.3	6.5	15.2	13.0	9.2	12.0	11.2
	Apr	6.2	10.0	9.1	11.4	18.1	15.5	13.2	17.5	14.7	9.6	11.8	10.8	6.8	7.3	7.2	6.7	16.8	14.2	9.1	12.7	11.7
	May	6.8	10.0	9.2	11.4	18.5	15.7	13.4	17.4	14.8	8.5	11.7	10.3	8.7	8.2	8.2	7.0	17.8	15.0	9.2	13.3	12.1
	Jun	7.5	10.0	9.5	11.4	18.8	15.9	13.6	17.3	14.9	7.8	11.7	9.9	10.5	9.2	9.3	7.5	18.0	15.3	9.3	13.7	12.5
	Jul	8.3	10.1	9.7	11.3	19.0	16.0	13.8	17.2	14.9	7.3	11.5	9.7	12.4	10.3	10.5	7.9	17.6	15.2	9.5	13.9	12.7
	Aug	9.2	10.0	9.8	11.0	19.0	16.0	13.8	17.0	14.9	7.0	11.4	9.4	14.5	11.6	11.8	8.3	17.1	14.8	9.7	14.1	12.9
	Sep	9.9	10.0	10.0	10.4	18.9	15.6	13.6	16.7	14.7	6.7	11.1	9.1	16.7	13.1	13.4	8.4	16.6	14.5	9.7	14.4	13.0
	Oct	10.4	10.0	10.1	9.5	18.5	15.1	13.2	16.3	14.3	6.3	10.6	8.7	18.8	14.8	15.1	8.5	16.2	14.3	9.6	14.6	13.2
	Nov	10.6	10.0	10.1	8.5	17.9	14.4	12.6	15.9	13.7	5.7	10.0	8.1	20.6	16.3	16.7	8.3	15.5	13.7	9.2	14.6	13.1
	Dec	10.5	9.9	10.1	7.6	17.3	13.6	11.8	15.4	13.0	4.8	9.4	7.4	22.0	17.6	17.9	8.0	14.0	12.5	8.7	14.4	12.8
2016	Jan	9.9	10.0	9.9	6.7	16.6	12.9	10.8	15.0	12.3	5.0	8.9	7.2	22.8	18.4	18.8	7.5	11.5	10.5	8.3	13.7	12.2

<sup>1</sup> There was a step change in 2011 due to a change in reporting population

<sup>2</sup> Data are seasonally adjusted and depict the underlying trend. The X12 ARIMA monthly seasonal adjustments include trading days and leap years.

<sup>3</sup> With effect of January 2010 Automotive Fuels was published as a separate sub-sector in retail sales. See tables 2A and 2B

Table 3A Card expenditure statistics (not seasonally adjusted)

Number of credit card transactions

**Total detailed sector breakdown - retail sectors (not seasonally adjusted)**

Historical data located in hidden columns

	January 2015	February 2015	March 2015	April 2015	May 2015	June 2015	July 2015	August 2015	September 2015	October 2015	November 2015	December 2015	January 2016	Total (latest 12 months)
Supermarkets	57,588,888	55,586,648	65,052,107	61,399,330	62,498,646	67,250,065	66,514,921	60,652,888	66,890,671	64,852,573	68,207,288	73,569,666	59,618,983	772,093,786
Bakers & dairies	332,212	348,942	441,972	395,763	432,237	449,436	473,131	463,095	490,717	529,408	517,208	531,723	465,752	5,539,384
Sweet stores	193,040	257,673	354,246	294,081	255,853	283,719	292,114	271,194	291,130	334,772	424,677	712,285	220,441	3,992,185
Miscellaneous foodstores	3,064,243	3,126,141	3,622,369	3,487,764	3,575,917	3,948,514	4,013,042	3,661,968	3,992,586	3,953,541	3,962,509	4,292,140	3,446,509	45,083,000
Off-licences	477,140	508,981	591,989	585,129	695,749	839,878	881,044	828,050	791,196	853,621	930,348	1,248,968	483,441	9,238,394
Food & drink	67,655,523	59,828,385	70,062,683	66,162,067	67,458,402	72,771,612	72,174,252	65,877,195	72,456,300	70,523,915	74,042,030	80,354,782	64,235,126	835,946,749
Department stores	5,879,120	4,534,345	5,372,906	5,213,990	5,503,285	6,318,905	6,766,917	5,639,397	5,793,213	6,075,856	8,503,642	11,168,991	6,108,271	76,999,719
Discount stores	1,986,850	1,846,955	2,162,942	2,109,940	2,230,282	2,330,834	2,536,318	2,490,904	2,466,413	2,724,547	3,411,788	4,220,114	2,364,008	30,895,045
Catalogues	13,038,976	11,460,890	14,547,500	15,935,516	15,912,801	16,934,356	16,576,907	16,806,372	20,438,174	19,206,273	22,764,905	16,202,809	17,634,826	204,421,329
Miscellaneous mixed	2,347,602	2,276,975	2,775,193	2,727,693	2,761,991	3,024,082	2,824,720	2,373,176	2,798,535	3,140,599	3,615,381	6,218,037	1,878,037	32,948,291
Mixed business	23,252,548	20,119,165	24,699,625	26,146,055	26,408,359	28,250,728	29,062,311	27,309,849	31,496,335	30,758,585	37,820,934	35,207,295	27,985,142	345,264,383
Men's clothing	398,330	282,390	301,997	329,312	357,823	442,695	507,773	495,613	444,048	487,371	543,477	847,599	507,648	5,547,746
Women's clothing	2,024,043	1,708,509	2,116,948	2,266,521	2,362,556	2,780,291	2,856,443	2,220,781	2,373,317	2,415,483	2,711,776	3,469,267	1,996,229	29,278,121
Family clothing	8,555,367	7,182,435	8,989,589	9,453,294	9,431,494	10,374,586	11,286,639	8,888,164	9,436,333	9,583,778	11,083,759	13,881,804	7,763,395	117,355,270
Miscellaneous clothing	390,502	338,027	419,333	418,112	438,040	521,359	539,797	460,159	480,471	492,953	534,912	624,753	368,818	5,636,734
Shoe shops	1,272,095	905,035	1,054,427	1,352,048	1,295,124	1,603,718	1,656,453	1,473,879	1,364,843	1,329,548	1,355,895	1,636,433	1,237,350	16,264,753
Clothing	12,640,697	10,416,396	12,882,294	13,819,287	13,885,037	15,722,649	16,847,105	13,538,596	14,099,012	14,309,133	16,229,819	20,459,856	11,873,440	174,082,624
Furniture stores	1,700,090	1,366,865	1,550,345	1,427,301	1,465,811	1,515,095	1,500,292	1,449,154	1,590,406	1,639,405	1,857,878	1,962,256	1,728,823	19,053,631
Household appliance stores	1,411,288	1,273,110	1,456,580	1,393,101	1,417,150	1,384,226	1,449,052	1,406,249	1,477,863	1,517,890	1,652,915	1,871,816	1,393,698	17,693,650
Electronic stores	1,442,582	1,167,846	1,265,852	1,149,132	1,106,038	1,145,498	1,214,868	1,128,824	1,299,213	1,267,557	1,637,960	1,889,323	1,344,170	15,616,281
DIY stores	5,636,883	5,569,233	6,929,812	7,485,530	7,352,175	6,938,820	6,953,865	6,629,518	6,629,518	6,754,202	6,644,878	6,291,075	5,731,564	80,089,501
Floor covering stores	169,035	165,102	192,750	170,271	173,663	214,048	222,217	219,805	232,107	248,326	265,780	183,152	211,872	2,499,093
Garden centres	976,535	1,095,016	1,956,339	2,564,636	2,702,405	2,265,116	1,712,663	1,538,728	1,524,410	1,577,938	1,608,351	2,086,401	1,008,437	21,640,440
Miscellaneous household	1,707,694	1,497,446	1,688,439	1,587,504	1,678,135	1,781,920	1,848,132	1,723,087	1,835,722	1,949,386	2,112,042	2,520,049	1,826,101	22,047,963
Household	13,044,107	12,134,618	15,040,117	15,777,475	15,895,377	15,244,723	14,901,089	14,274,676	14,589,239	14,954,704	15,779,804	16,804,072	13,244,665	178,640,559
Books, newspapers & magazines	1,770,179	1,714,598	2,009,524	1,787,245	1,841,686	2,063,275	2,149,740	1,951,842	2,268,220	2,199,514	2,445,267	3,308,054	1,732,424	25,471,389
Record shops	191,176	178,039	202,886	175,338	165,727	1,147,443	2,474,485	2,269,213	3,220,098	4,091,769	304,208	618,205	186,954	15,034,365
Music shops	134,096	124,995	131,316	116,311	113,214	112,789	101,751	112,789	101,751	147,972	190,032	126,171	1,549,080	
Hobbies, toys & games	447,838	433,046	468,276	452,918	454,795	482,511	522,151	477,657	621,870	629,876	4,897,324	5,996,188	427,310	15,863,922
Photographic	151,413	142,343	163,296	132,042	139,647	153,670	162,263	145,141	133,096	132,483	141,667	165,539	104,647	1,715,834
Handicraft	81,725	84,284	95,204	79,365	79,500	80,814	83,386	83,094	90,342	98,086	82,159	98,086	78,369	1,027,991
Sports shops	2,946,979	2,518,691	2,911,494	3,158,651	3,207,498	3,336,902	3,647,036	3,567,177	3,380,537	3,071,289	3,270,741	4,033,850	2,544,527	38,648,393
Jewellers	622,807	585,679	644,629	559,985	580,082	635,982	678,651	593,540	577,488	573,804	801,312	1,473,595	560,141	8,264,888
Computer software	269,597	237,907	257,936	225,734	213,552	223,019	223,827	203,029	232,372	222,843	237,207	262,958	246,150	2,786,534
Medical goods	505,645	471,859	551,007	523,135	564,904	607,767	607,966	570,491	576,325	613,250	610,655	747,629	585,289	7,030,277
Chemists	3,697,467	3,439,281	4,140,786	3,858,870	3,868,906	4,565,762	4,460,212	3,877,114	4,333,889	4,201,159	4,593,938	6,145,657	3,682,034	51,167,609
Optical goods	478,286	480,324	554,467	517,379	501,234	560,728	559,741	500,461	527,328	503,085	497,851	424,274	473,145	6,100,017
Cosmetic stores	504,958	492,957	573,534	521,101	555,905	602,023	601,800	589,594	625,183	653,357	927,841	1,407,185	470,036	8,020,516
Tobacconists	39,940	39,490	46,911	45,916	47,524	53,444	55,445	57,011	65,316	65,797	64,081	74,002	69,279	684,216
Florists	275,768	403,450	557,481	334,084	352,040	360,075	337,926	286,718	335,789	317,172	547,784	572,784	253,227	4,401,919
Artists' supplies	246,760	262,719	307,662	252,362	260,184	268,839	285,376	274,465	303,932	311,390	386,163	382,657	241,351	3,537,100
Antiques, art & stamps/coins	137,743	128,243	145,810	139,196	144,011	153,508	172,236	164,080	175,902	177,698	174,470	194,590	118,866	1,888,610
Pawn shops	3,825	3,202	3,992	3,709	3,888	4,068	4,440	4,197	4,167	4,530	6,680	4,414	4,866	51,918
Gift shops	1,272,648	1,352,862	1,617,349	1,390,319	1,499,314	1,769,461	1,800,291	1,717,702	1,747,772	1,784,942	2,345,813	3,498,831	1,294,093	21,818,749
Secondhand shops	20,969	18,630	32,885	25,388	29,438	29,116	31,634	28,805	27,770	29,031	28,366	29,702	22,812	333,577
Luggage & leather goods	96,678	76,691	93,516	91,841	99,331	114,725	120,496	109,378	107,929	111,783	133,454	170,177	95,873	1,325,194
Pet shops	818,028	769,445	896,022	855,964	877,691	897,488	893,936	867,405	885,334	888,157	966,076	830,285	10,501,683	
Religious goods	6,959	6,463	9,063	9,581	12,035	12,894	14,795	13,197	12,472	11,288	7,492	8,567	6,414	124,261
Direct sales	3,613,018	3,425,509	3,948,444	3,539,776	3,470,343	3,269,428	3,202,411	2,875,553	3,368,781	3,393,640	3,434,835	3,140,139	2,730,428	39,799,287
Miscellaneous & speciality shops	4,866,830	4,483,710	5,136,436	4,785,348	5,095,330	5,178,580	5,193,577	4,930,769	5,236,937	5,474,544	5,981,002	6,242,841	5,358,227	63,097,301
Other retail	23,201,332	21,874,817	25,499,926	23,581,558	24,177,779	26,687,627	28,406,554	26,255,915	28,975,700	29,686,239	32,738,605	40,117,371	22,242,538	330,244,629
Automotive Fuels	17,680,607	17,067,636	19,864,018	19,250,747	19,720,570	20,573,323	20,863,627	19,132,569	20,069,378	19,498,020	19,056,115	18,706,617	17,510,093	231,112,713
<b>Total retail sales</b>	<b>151,474,814</b>	<b>141,441,017</b>	<b>168,048,663</b>	<b>164,737,189</b>	<b>167,545,524</b>	<b>179,250,662</b>	<b>182,054,938</b>	<b>166,388,800</b>	<b>181,685,964</b>	<b>179,730,596</b>	<b>195,667,307</b>	<b>211,649,993</b>	<b>157,091,004</b>	<b>2,095,291,657</b>

Table 3A Card expenditure statistics (not seasonally adjusted)

Number of credit card transactions

## Total detailed sector breakdown - services sectors (not seasonally adjusted)

	January 2015	February 2015	March 2015	April 2015	May 2015	June 2015	July 2015	August 2015	September 2015	October 2015	November 2015	December 2015	January 2016	Total (latest 12 months)
Auto rental	993,632	976,166	1,193,921	1,196,151	1,275,474	1,359,244	1,434,851	1,326,238	1,303,950	1,151,878	998,297	981,026	612,241	13,809,437
Auto parts & accessories	726,957	707,777	840,390	779,734	751,096	792,874	804,641	719,173	756,119	739,903	708,859	667,834	708,116	8,976,516
Auto services	2,073,872	2,111,488	2,441,298	2,218,221	2,273,165	2,453,147	2,493,185	2,127,417	2,528,229	2,508,449	2,532,991	2,337,248	2,241,602	28,266,510
Auto repair shops	834,511	825,693	1,006,990	881,945	847,160	908,613	935,150	824,235	916,808	877,852	817,546	736,434	813,324	10,391,750
Service stations	0	0	0	0	0	0	0	0	0	0	0	0	0	0
Vehicle sales	509,783	530,674	681,826	597,120	575,966	628,582	620,056	553,103	614,166	554,988	502,592	445,633	498,225	6,802,931
<b>Vehicle Sales &amp; Services</b>	<b>5,138,755</b>	<b>5,151,798</b>	<b>6,164,425</b>	<b>5,673,171</b>	<b>5,722,861</b>	<b>6,142,460</b>	<b>6,287,883</b>	<b>5,550,166</b>	<b>6,119,342</b>	<b>5,833,070</b>	<b>5,560,285</b>	<b>5,168,175</b>	<b>4,873,508</b>	<b>68,247,144</b>
Restaurants	17,468,629	18,323,415	21,372,709	20,686,303	22,119,658	22,463,756	23,919,749	22,933,932	23,413,962	24,740,067	23,582,115	23,192,728	21,109,385	267,857,779
Public houses	2,359,976	2,581,141	3,198,159	3,215,619	3,369,184	3,533,498	3,720,743	3,557,930	3,682,197	3,629,802	3,430,734	3,494,214	2,812,691	40,225,912
Catering services	618,970	652,581	754,868	684,934	713,181	787,325	804,892	696,597	839,762	870,742	863,665	783,894	765,986	7,811,084
Video stores	248,637	396,261	275,979	270,335	200,510	35,927	34,860	29,729	30,210	31,055	29,958	25,598	25,598	1,394,793
Cinema, theatre & dance	2,062,579	2,062,271	2,041,377	1,938,168	1,925,388	2,085,082	2,051,696	1,982,932	1,917,111	2,629,822	2,879,261	2,797,739	2,090,875	26,401,722
Concerts & entertainers	155,894	142,819	152,074	149,345	166,935	156,513	163,827	157,728	185,450	237,828	229,444	229,444	156,396	2,055,609
Tourist attractions	279,687	364,966	459,616	708,431	726,952	776,021	996,011	1,104,976	825,239	723,794	427,404	401,890	295,784	7,811,084
Amusement parks	26,664	43,899	50,917	102,760	96,299	82,396	112,107	154,933	81,849	83,729	46,958	43,257	28,937	928,041
Aquariums	16,900	28,634	32,243	57,254	48,833	45,299	63,489	91,367	53,524	52,560	23,180	22,817	17,953	537,153
Sports & games establishments	4,437,815	3,403,643	3,952,897	3,460,588	3,737,930	2,731,521	1,275,631	1,162,078	1,161,583	1,026,097	1,106,606	1,073,301	25,304,406	
Professional sports clubs	94,640	87,997	114,926	100,813	94,128	73,111	92,563	95,775	116,527	138,959	91,141	84,870	85,939	1,176,749
Gambling	6,217,794	6,029,887	6,897,959	6,432,579	6,069,026	6,069,113	5,686,552	5,634,252	6,975,395	6,650,206	7,370,812	7,079,093	6,460,050	77,354,924
Personal services	290,870	273,007	314,164	301,029	319,298	331,957	354,987	303,313	324,285	310,550	328,756	358,296	272,512	3,792,148
Miscellaneous entertainment	738,153	732,128	812,753	841,015	875,849	860,432	922,486	957,592	911,170	897,296	776,322	678,343	853,593	10,118,979
<b>Entertainment</b>	<b>35,017,208</b>	<b>35,122,649</b>	<b>40,430,641</b>	<b>38,949,173</b>	<b>40,463,171</b>	<b>40,031,945</b>	<b>40,199,593</b>	<b>38,913,587</b>	<b>40,490,559</b>	<b>42,105,615</b>	<b>41,118,644</b>	<b>40,303,149</b>	<b>36,049,000</b>	<b>474,177,726</b>
Hotels	4,632,595	4,799,973	5,565,834	5,269,172	5,733,646	6,004,296	6,248,486	5,741,106	6,140,996	6,095,088	5,447,219	4,792,533	4,583,069	66,421,418
Airlines	2,894,299	2,588,581	2,916,620	2,790,617	2,744,863	2,743,875	2,635,743	2,539,206	2,878,630	2,662,795	2,268,844	1,995,821	2,998,060	31,763,655
Airport terminals	31,176	31,655	39,309	40,221	42,867	60,967	79,724	69,473	77,169	64,862	51,851	49,287	54,092	661,477
Railways	5,368,574	5,448,994	6,243,563	5,716,846	5,907,351	6,470,149	6,335,560	5,327,447	6,625,896	6,689,202	6,178,623	5,544,257	5,195,155	71,683,043
Buses	766,613	770,893	897,373	877,078	942,005	1,039,151	1,072,411	921,100	1,054,895	1,060,034	922,247	849,176	594,858	11,001,221
Sea travel	204,276	196,904	244,440	245,222	284,646	313,454	342,783	336,070	280,470	249,453	204,666	190,544	179,203	3,067,855
Travel agents	2,263,803	2,080,753	2,325,325	2,148,541	2,158,345	2,300,118	2,493,286	2,466,853	2,872,155	2,456,001	2,206,423	2,378,472	2,378,472	28,570,229
Timeshares	26,135	19,605	18,926	16,463	15,428	15,078	15,406	15,226	15,495	16,149	12,865	14,152	20,915	195,708
Camping grounds	113,329	127,401	179,593	256,111	283,155	290,446	355,853	364,500	224,430	175,281	81,427	57,923	111,708	2,507,828
Miscellaneous travel	1,795,746	1,845,973	2,185,122	2,145,222	2,364,363	2,555,817	2,753,382	2,603,191	2,791,112	2,993,837	2,765,484	2,707,160	2,526,566	30,237,229
<b>Travel</b>	<b>13,463,951</b>	<b>13,110,759</b>	<b>15,050,271</b>	<b>14,236,321</b>	<b>14,743,023</b>	<b>15,789,055</b>	<b>16,084,148</b>	<b>14,643,066</b>	<b>16,820,252</b>	<b>16,595,570</b>	<b>14,942,008</b>	<b>13,614,743</b>	<b>14,059,029</b>	<b>179,688,245</b>
Telegraph services / Wire transfer money order	27,018	34,169	39,309	39,193	39,782	39,286	41,360	35,415	37,701	42,700	45,072	48,889	39,209	482,089
Insurance services	1,584,886	1,547,949	1,891,021	1,698,351	1,699,776	1,801,937	1,907,016	1,746,104	1,889,383	1,711,041	1,483,784	1,408,014	1,381,389	20,165,765
FIs - cash disbursements (auto & manual)	29,948	30,495	34,869	31,832	35,416	33,680	33,073	30,799	32,415	31,864	24,816	21,512	550,792	891,563
FIs - merchandise & services	196,393	196,932	226,114	204,758	206,765	216,127	205,252	206,980	230,273	229,139	230,890	228,583	151,158	2,532,971
Non-FIs - foreign currency, travellers' cheques	87,458	114,924	142,908	124,938	146,570	164,073	186,364	149,241	154,275	149,392	100,542	90,226	126,175	1,649,628
Security brokers and dealers	112,045	75,468	86,030	73,594	58,176	51,482	54,753	58,258	50,817	48,012	46,840	50,802	27,803	682,035
Tax preparation services	211	179	222	171	164	180	165	130	167	171	149	151	206	2,055
Tax payments	17,552	19,339	31,554	25,386	22,745	22,671	27,230	24,222	27,025	29,166	28,584	29,526	80,333	367,781
Fines, bail and bond payments	57,229	54,596	61,440	57,529	59,061	57,592	55,921	51,939	52,964	50,427	48,237	50,342	50,342	654,370
Miscellaneous financial	80,090	80,970	109,690	101,552	93,819	77,950	77,969	94,571	98,596	94,734	88,180	74,767	73,498	1,066,296
<b>Financial</b>	<b>2,192,830</b>	<b>2,155,021</b>	<b>2,623,157</b>	<b>2,357,304</b>	<b>2,362,274</b>	<b>2,464,978</b>	<b>2,589,103</b>	<b>2,397,659</b>	<b>2,573,616</b>	<b>2,390,541</b>	<b>2,099,284</b>	<b>2,000,707</b>	<b>2,480,905</b>	<b>28,494,549</b>

Table 3A Card expenditure statistics (not seasonally adjusted)

Number of credit card transactions

Total detailed sector breakdown - services sectors (continued, not seasonally adjusted)

	January 2015	February 2015	March 2015	April 2015	May 2015	June 2015	July 2015	August 2015	September 2015	October 2015	November 2015	December 2015	January 2016	Total (latest 12 months)
Telecoms	1,974,035	1,759,888	2,011,489	1,880,500	1,922,334	1,928,822	1,973,383	1,924,936	2,092,987	2,080,681	1,940,834	2,003,810	1,814,246	23,333,910
Utilities	414,914	397,637	487,402	436,326	427,733	440,457	448,707	403,466	458,576	458,628	417,519	426,425	449,788	5,252,664
Contractors (residential & commercial)	261,417	263,301	305,029	269,581	256,792	282,117	287,241	252,139	298,479	300,990	289,692	243,938	262,985	3,312,284
Gardening services	32,281	36,526	49,745	61,814	61,712	57,097	44,371	38,766	37,797	35,660	31,270	36,082	21,592	512,432
Veterinary services	614,431	567,580	646,035	622,905	618,115	663,167	709,127	658,795	686,634	685,496	648,744	657,963	629,688	7,794,249
Photocopying & printing	358,977	318,632	356,810	306,707	313,631	329,218	324,485	300,813	347,779	366,925	443,125	473,101	279,666	4,160,892
Photographic studios	119,347	109,704	144,869	145,090	174,713	212,094	227,091	158,889	177,443	247,861	257,802	209,338	99,974	2,164,868
Beauty & barber shops	1,443,711	1,438,098	1,666,855	1,606,010	1,655,159	1,747,446	1,843,388	1,596,885	1,699,440	1,702,637	1,734,313	2,178,929	1,404,971	20,274,131
Employment agencies	23,717	23,327	30,983	23,911	25,445	24,751	29,264	24,469	24,417	27,041	22,876	24,025	22,943	303,452
Counselling services	6,461	6,082	6,617	6,086	6,166	6,396	6,401	6,112	6,568	6,421	6,199	5,537	6,681	75,266
Legal services	53,322	55,469	49,043	55,916	54,384	58,462	58,658	52,843	57,570	57,545	54,968	47,949	52,761	655,568
Laundry & cleaning	186,139	174,962	201,096	196,740	205,190	231,906	231,540	194,883	223,378	225,063	210,466	192,013	189,601	2,476,838
Funeral services	13,705	12,929	14,892	13,428	12,481	13,209	13,013	11,509	12,676	12,533	12,353	11,996	12,350	153,369
Medical services	1,301,976	1,256,337	1,427,029	1,315,926	1,273,377	1,423,803	1,424,064	1,227,114	1,429,760	1,419,589	1,399,205	1,271,969	1,345,131	16,213,304
Moving & courier services	425,125	424,700	472,955	438,750	446,512	489,862	481,773	401,022	493,607	515,683	503,551	484,739	429,665	5,582,819
Repair shops (not auto)	245,823	217,026	248,012	230,754	233,869	227,133	251,891	256,669	251,599	246,572	245,563	245,563	71,445	2,735,867
Accounting services	39,336	32,285	33,980	26,293	25,139	27,343	28,710	30,067	36,118	33,872	33,466	32,888	38,677	378,838
Advertising, consultancy & PR	63,786	66,416	76,871	69,968	67,593	213,928	213,188	194,280	238,152	229,117	232,565	216,913	193,745	2,012,736
Computer programming	1,844,605	1,627,875	1,770,182	1,522,341	1,683,941	1,767,243	1,796,768	1,679,534	1,826,515	1,984,028	2,476,731	2,802,291	1,853,205	22,790,654
Farming services	103,315	96,146	120,886	112,230	111,653	113,763	110,614	103,310	112,362	110,239	112,342	120,183	103,204	1,326,932
Miscellaneous professional services	1,126,257	1,121,432	1,256,221	1,145,396	1,172,760	1,222,125	1,223,140	1,132,654	1,229,566	1,249,715	1,269,091	1,225,748	1,179,121	14,426,969
Engineering services	47,774	49,064	55,916	51,747	49,923	55,074	55,177	47,347	51,070	52,002	49,528	43,139	45,370	605,357
Marina services	34,278	34,104	52,246	72,247	76,153	87,219	99,722	96,960	72,889	54,329	36,986	33,737	33,340	749,932
Wrecking & salvage yards	3,533	3,778	4,567	4,397	4,073	4,333	4,265	3,576	3,878	3,924	3,586	2,766	3,321	46,464
Pest control	2,969	2,752	3,196	3,238	3,210	4,040	4,354	3,285	3,137	3,166	2,941	2,405	2,602	38,326
Educational establishments	939,826	776,408	942,386	772,482	788,699	850,900	724,232	564,038	1,127,616	1,027,536	1,024,979	777,412	967,850	10,344,538
Child care services	22,647	24,072	24,365	21,413	23,088	22,023	24,734	23,962	23,504	25,052	24,368	23,289	26,447	286,317
Social, political & religious organisations	1,172,813	1,141,191	1,532,543	1,572,461	1,596,456	1,535,985	1,489,763	1,390,248	1,595,973	1,448,509	1,429,775	1,478,062	1,189,795	17,400,761
Government services	2,636,231	2,626,626	2,965,516	2,804,226	2,812,774	2,999,614	3,000,265	2,717,590	2,985,182	2,914,716	2,676,440	2,507,188	6,743,255	37,753,392
Miscellaneous services	1,328,314	1,282,991	1,577,042	1,461,026	1,404,915	1,597,799	1,524,738	1,343,005	1,580,527	1,542,490	1,633,858	2,311,859	1,409,480	18,669,730
Commercial equipment	945,828	865,328	988,720	875,358	854,010	883,758	880,569	782,068	951,208	910,033	922,433	878,331	827,524	10,619,340
Other services	17,786,893	16,812,666	19,523,498	18,125,267	18,362,000	19,521,087	19,534,636	17,621,234	20,136,407	19,986,815	20,148,578	20,969,588	21,710,423	232,452,199
<b>Total services</b>	<b>78,232,232</b>	<b>77,152,866</b>	<b>89,357,826</b>	<b>84,610,408</b>	<b>87,386,975</b>	<b>89,953,821</b>	<b>90,943,849</b>	<b>84,866,818</b>	<b>92,281,172</b>	<b>93,006,699</b>	<b>89,316,018</b>	<b>86,848,895</b>	<b>83,755,934</b>	<b>1,049,481,281</b>
<b>TOTAL</b>	<b>229,707,046</b>	<b>218,593,883</b>	<b>257,406,489</b>	<b>249,347,597</b>	<b>254,932,499</b>	<b>269,204,483</b>	<b>272,998,787</b>	<b>251,255,618</b>	<b>273,967,136</b>	<b>272,737,295</b>	<b>284,983,325</b>	<b>298,498,888</b>	<b>240,846,938</b>	<b>3,144,772,938</b>

Table 3B Card expenditure statistics (not seasonally adjusted)

Value of credit card transactions

## Total detailed sector breakdown - retail sectors (not seasonally adjusted)

Historical data located in hidden columns

£	January 2015	February 2015	March 2015	April 2015	May 2015	June 2015	July 2015	August 2015	September 2015	October 2015	November 2015	December 2015	January 2016	Total (latest 12 months)
Supermarkets	1,678,635,431	1,617,530,589	1,914,841,992	1,828,093,490	1,867,223,577	1,965,603,126	1,921,743,384	1,767,494,739	1,943,800,838	1,882,570,671	2,110,194,268	2,520,053,126	1,667,190,402	23,006,340,202
Bakers & dairies	4,241,317	4,464,634	5,543,623	4,958,324	5,442,804	5,770,694	5,888,546	5,578,068	6,146,245	6,205,640	6,333,732	7,290,806	5,298,509	68,921,625
Sweet stores	3,960,032	5,242,765	8,163,892	6,349,334	5,139,348	5,828,792	6,097,429	5,638,129	6,134,328	7,203,612	10,862,873	18,446,768	4,418,766	89,526,036
Miscellaneous foodstores	94,485,621	94,027,858	109,163,896	103,200,967	106,567,859	116,544,416	114,661,144	102,848,932	114,573,363	112,843,877	118,751,739	150,539,599	99,858,095	1,343,581,745
Off-licences	34,576,570	35,937,378	42,399,466	42,400,671	53,969,447	67,621,886	65,625,000	58,936,710	56,699,684	62,969,973	79,915,033	114,270,597	30,528,862	710,914,707
Food & drink	1,815,898,971	1,757,203,224	2,080,112,869	1,984,642,786	2,038,343,035	2,161,368,914	2,114,015,503	1,940,496,578	2,127,354,458	2,071,793,773	2,326,057,645	2,810,600,896	1,807,294,634	25,219,284,315
Department stores	374,138,319	307,909,254	366,716,989	380,429,276	375,433,338	413,590,003	418,703,133	386,820,363	418,224,311	423,771,395	589,469,204	703,424,617	388,030,593	5,172,522,476
Discount stores	88,644,352	79,189,604	103,962,527	87,496,492	90,229,458	98,232,488	108,765,185	107,630,372	107,769,286	118,370,610	160,991,941	182,771,942	102,176,923	1,347,586,828
Catalogues	195,433,119	175,569,054	221,852,433	222,300,625	213,974,651	221,922,475	213,215,802	206,374,907	239,081,288	233,918,418	306,305,285	214,426,992	211,033,236	2,679,976,166
Miscellaneous mixed	92,313,680	91,904,018	112,340,363	110,602,659	114,198,575	123,446,808	116,396,235	100,690,624	122,636,166	130,049,330	138,887,847	152,402,994	73,700,331	1,377,254,950
Mixed business	750,529,470	654,571,930	804,872,312	800,829,052	793,836,022	857,191,774	857,080,355	801,516,266	887,711,051	896,109,753	1,195,654,277	1,253,026,545	774,941,083	10,577,340,420
Men's clothing	44,201,826	32,698,215	39,593,483	40,478,255	45,229,163	54,130,105	51,576,315	46,220,591	48,103,871	51,360,681	57,243,161	74,811,267	48,248,340	589,693,447
Women's clothing	159,149,398	135,245,746	176,902,497	174,289,550	177,937,755	205,366,292	187,413,849	148,950,856	182,461,893	183,473,541	198,888,700	227,013,271	125,049,791	2,122,993,741
Family clothing	385,662,570	353,015,231	452,992,499	460,437,033	457,014,877	497,500,839	494,981,784	497,500,839	485,252,715	485,252,715	566,018,228	643,905,570	325,700,924	5,673,804,288
Miscellaneous clothing	25,899,316	24,143,015	31,580,667	30,489,724	32,443,799	36,639,066	35,654,918	31,053,244	34,628,023	36,586,036	37,654,492	42,879,579	26,451,093	400,203,656
Shoe shops	77,099,586	58,080,942	72,656,788	86,990,840	83,548,812	95,801,502	89,677,795	86,784,334	92,116,185	92,480,701	98,916,369	110,268,075	72,575,240	1,039,897,583
Footwear	692,012,696	603,183,149	773,725,934	792,665,402	796,174,406	889,437,804	859,304,661	737,228,524	842,562,687	859,666,046	958,720,950	1,098,877,762	615,025,388	9,826,592,713
Furniture stores	341,850,181	281,060,707	318,659,107	286,871,454	298,481,918	291,086,021	300,302,324	281,775,269	315,883,991	336,963,662	339,289,928	280,091,959	348,487,231	3,678,953,571
Household appliance stores	129,957,651	118,658,580	132,936,169	117,426,919	119,763,127	119,900,856	125,419,946	116,088,418	127,997,106	135,000,404	151,539,685	140,384,626	121,155,394	1,526,271,230
Electronic stores	232,674,945	180,777,274	201,318,756	189,025,568	178,518,547	184,156,277	195,082,331	183,303,425	224,520,351	213,013,605	296,801,893	306,288,055	223,601,960	2,575,408,042
DIY stores	437,047,787	428,465,628	544,031,244	539,137,873	532,138,482	517,555,770	523,273,141	488,657,140	495,076,527	523,909,367	409,992,112	437,553,141	5,929,113,892	49,529,113,892
Floor covering stores	60,832,781	58,591,643	68,991,331	61,781,920	62,821,999	69,065,624	71,166,773	67,803,424	73,883,097	78,860,739	85,776,894	55,886,788	66,192,064	802,822,296
Garden centres	40,414,406	48,666,998	96,935,523	134,726,750	135,474,086	113,937,877	153,578,517	72,020,219	67,982,502	67,880,464	81,938,706	60,474,652	1,012,760,819	1,012,760,819
Miscellaneous household	145,579,611	125,872,725	147,574,305	138,633,478	144,749,617	154,536,471	161,905,810	146,441,472	163,340,159	172,685,285	178,563,003	197,141,389	150,624,640	1,882,068,051
Household	1,388,357,362	1,242,093,555	1,510,446,435	1,467,603,962	1,471,947,776	1,450,238,896	1,462,938,842	1,356,089,367	1,468,683,733	1,527,767,584	1,609,175,334	1,470,723,635	1,387,688,782	17,425,397,901
Books, newspapers & magazines	61,161,716	56,081,927	63,632,164	55,607,407	54,310,127	59,970,917	63,614,189	55,934,016	64,168,211	64,235,263	71,960,803	92,345,230	54,119,055	754,306,309
Record shops	4,952,361	4,786,344	5,563,085	5,214,834	4,634,190	19,203,564	34,572,105	29,900,860	58,038,048	60,611,025	8,715,746	16,843,028	4,927,710	253,010,539
Music shops	18,745,044	16,833,535	18,473,064	16,903,172	16,562,287	16,769,465	16,819,736	16,819,736	18,793,117	16,819,736	21,895,379	17,718,388	18,726,009	224,042,188
Hobbies, toys & games	25,615,586	24,539,527	27,673,461	26,035,054	26,283,465	28,723,831	29,023,831	26,113,405	37,492,936	37,207,099	137,780,308	149,935,687	23,220,679	574,029,283
Photographic	22,497,534	21,240,772	28,171,092	22,946,299	24,039,072	24,273,966	26,171,546	22,922,877	22,478,185	22,315,831	24,464,995	27,399,007	16,863,166	283,286,800
Handicraft	8,058,732	8,041,776	9,032,076	7,773,045	7,592,969	8,251,524	7,960,809	7,959,694	8,418,878	9,160,179	7,460,228	8,657,945	9,160,179	97,894,920
Sports shops	182,560,454	162,079,912	199,115,781	211,210,017	214,669,929	219,844,787	236,237,388	230,127,183	219,104,853	204,087,361	219,403,966	251,370,552	156,490,085	2,523,741,814
Jewellers	106,095,764	111,434,248	122,399,900	111,921,714	118,746,433	127,102,247	131,887,134	121,511,396	122,900,153	122,040,275	152,231,618	271,024,625	104,647,183	1,617,846,926
Computer software	42,424,866	38,717,525	43,805,526	38,982,828	36,436,023	37,929,927	38,825,447	36,017,944	40,891,478	39,730,474	44,446,087	45,193,613	38,563,253	479,540,125
Medical goods	16,320,375	16,242,527	19,667,411	17,892,251	18,444,051	20,176,924	20,152,580	18,224,910	18,493,235	20,257,633	21,945,292	25,155,582	17,853,642	234,506,038
Chemists	76,449,544	71,533,680	88,859,475	80,078,806	83,763,293	98,169,021	94,292,092	82,001,173	90,185,394	95,056,084	113,982,272	167,334,476	74,820,764	1,140,076,530
Optical goods	73,532,422	74,978,311	87,530,604	80,828,240	79,428,560	87,406,547	87,406,547	81,039,799	78,304,674	77,031,567	61,855,894	74,401,520	74,401,520	948,929,759
Cosmetic stores	27,609,474	26,944,655	33,188,890	30,015,856	31,882,534	34,609,744	34,099,256	32,916,723	36,467,331	37,555,476	52,411,540	72,139,171	27,380,962	449,612,138
Tobacconists	1,876,991	1,867,348	2,319,234	2,228,752	2,216,407	2,542,804	2,637,613	2,629,346	3,036,756	3,119,073	2,961,442	3,520,078	3,051,564	32,130,417
Florists	14,551,445	19,972,097	27,366,166	18,437,840	18,967,116	19,472,890	18,258,029	15,145,775	17,906,683	16,613,410	16,866,564	26,207,424	13,190,736	228,404,730
Artists' supplies	12,369,931	12,664,697	14,689,170	12,482,623	13,073,622	14,111,554	13,816,861	12,873,613	14,972,321	16,156,278	17,588,829	16,152,302	11,241,757	168,832,627
Antiques, art & stamps/coins	22,216,469	21,217,466	28,591,912	25,119,054	25,949,687	28,648,083	26,196,930	22,809,114	28,779,393	28,621,755	28,733,873	28,120,344	19,905,870	312,693,481
Pawn shops	1,009,655	902,834	1,028,383	976,574	1,014,967	1,057,546	1,168,327	1,036,608	1,034,947	1,106,042	1,089,565	1,508,091	1,168,179	13,092,063
Gift shops	45,023,610	45,078,528	53,543,914	49,263,101	52,920,502	58,132,472	61,466,015	59,068,169	61,158,474	63,036,462	82,074,019	104,738,882	41,437,242	731,917,780
Secondhand shops	2,585,549	2,212,641	3,828,943	2,547,624	2,784,926	3,200,489	3,094,837	2,273,528	2,891,550	2,897,743	3,234,225	2,679,841	2,417,450	34,063,797
Luggage & leather goods	14,186,627	12,264,056	15,249,097	15,259,219	16,201,149	18,611,914	18,176,857	17,444,107	17,498,010	17,723,271	19,502,153	26,443,170	13,715,184	208,088,187
Pet shops	34,669,995	32,729,264	38,486,145	36,942,107	37,060,270	38,629,571	38,638,470	36,798,818	37,748,009	37,624,537	37,469,999	37,107,077	34,609,329	445,843,596
Religious goods	238,908	211,921	319,640	350,689	429,842	447,717	533,422	456,304	483,816	446,117	273,145	303,514	233,102	4,489,229
Direct sales	215,828,643	201,369,932	232,196,635	219,604,016	204,738,973	195,826,345	196,960,589	177,625,947	206,804,767	201,881,357				

Table 3B Card expenditure statistics (not seasonally adjusted)

Value of credit card transactions

## Total detailed sector breakdown - services sectors (not seasonally adjusted)

£	January 2015	February 2015	March 2015	April 2015	May 2015	June 2015	July 2015	August 2015	September 2015	October 2015	November 2015	December 2015	January 2016	Total (latest 12 months)
Auto rental	122,437,662	116,032,788	148,511,563	145,743,577	169,204,770	201,946,636	221,376,504	170,823,458	146,658,827	126,226,020	112,771,021	123,869,335	69,353,375	1,752,517,874
Auto parts & accessories	114,799,301	111,670,937	136,953,966	122,643,324	118,718,992	124,189,942	125,257,720	110,952,722	119,908,876	117,510,509	111,999,228	103,721,051	109,411,273	1,412,938,540
Auto services	50,058,348	50,473,876	60,331,663	53,723,262	55,702,996	60,187,464	59,383,755	51,011,590	59,999,907	55,891,964	52,833,851	47,169,505	51,787,840	658,497,673
Auto repair shops	208,049,743	208,586,297	258,176,350	217,092,719	211,092,719	224,862,211	232,156,747	203,100,885	226,873,364	219,961,121	203,281,305	181,991,601	202,213,461	2,589,865,646
Service stations	0	0	0	0	0	0	0	0	0	0	0	0	0	0
Vehicle sales	199,180,498	210,718,355	292,612,770	222,903,256	216,508,690	233,464,662	227,277,465	202,387,353	238,069,624	215,752,162	194,751,912	166,591,965	199,895,342	2,620,933,576
<b>Vehicle Sales &amp; Services</b>	<b>694,525,552</b>	<b>697,482,253</b>	<b>896,586,312</b>	<b>762,583,004</b>	<b>771,228,167</b>	<b>844,650,915</b>	<b>865,452,191</b>	<b>738,276,008</b>	<b>791,510,598</b>	<b>735,341,176</b>	<b>675,637,317</b>	<b>623,343,477</b>	<b>632,661,291</b>	<b>9,034,753,309</b>
Restaurants	545,961,094	570,926,077	669,678,017	645,068,495	694,545,735	702,783,340	740,960,377	702,496,286	705,632,441	740,633,963	707,102,971	811,885,797	592,175,143	8,283,888,642
Public houses	94,077,176	101,058,649	125,477,614	123,782,213	130,939,891	136,806,327	143,743,255	137,071,403	140,868,749	137,872,218	132,789,613	157,787,204	103,605,805	1,571,802,941
Catering services	54,178,352	54,676,558	63,996,710	59,994,850	63,719,219	67,340,385	65,966,773	57,399,412	61,883,448	63,975,928	61,901,913	66,799,961	51,522,683	739,177,840
Video stores	2,832,269	3,885,491	3,351,434	3,599,002	2,743,166	872,760	718,943	562,149	860,835	769,176	766,243	813,938	666,747	19,609,794
Cinema, theatre & dance	120,395,717	122,720,223	149,836,491	123,946,012	133,045,654	136,751,241	139,973,137	113,210,194	138,671,085	164,297,410	181,609,150	179,160,828	114,795,357	1,698,016,782
Concerts & entertainers	9,488,618	9,029,839	10,807,981	9,500,877	10,935,525	10,021,260	10,133,023	9,193,579	10,469,928	13,934,067	15,265,783	14,375,402	9,777,432	133,444,696
Tourist attractions	21,074,548	24,772,851	31,671,940	41,658,753	42,816,707	46,532,568	55,904,211	55,885,322	43,803,704	39,056,236	25,226,975	22,048,667	22,048,667	453,945,259
Amusement parks	1,676,325	2,255,784	3,030,587	5,250,113	4,972,863	5,030,614	6,211,527	7,165,418	3,787,649	4,000,736	2,434,703	2,220,783	1,707,781	48,068,558
Aquariums	925,954	1,433,372	1,674,159	2,887,754	2,554,822	2,391,541	3,384,423	4,598,116	2,588,087	2,521,135	1,242,527	1,436,290	958,375	27,670,601
Sports & games establishments	122,297,483	104,489,760	138,508,223	136,368,112	194,885,842	116,716,395	90,592,545	74,132,073	77,170,877	75,539,798	73,865,851	74,784,808	72,885,614	1,229,939,899
Professional sports clubs	8,582,022	8,135,903	10,656,449	11,487,953	12,896,246	9,164,171	8,473,331	6,802,013	8,818,704	9,665,428	6,425,054	5,932,888	7,235,748	105,693,888
Gambling	132,905,548	126,834,122	143,440,446	134,356,659	126,943,139	124,621,145	122,547,822	127,142,100	154,276,526	140,204,755	145,047,120	141,729,680	131,632,543	1,618,776,057
Personal services	19,927,724	18,237,996	21,130,957	19,916,391	20,444,008	21,181,866	21,635,816	19,132,888	20,679,005	21,793,989	24,178,400	21,793,989	19,118,718	251,184,025
Miscellaneous entertainment	223,545,357	198,833,405	218,182,345	209,875,415	210,530,581	205,939,584	195,509,752	183,089,725	221,708,848	217,988,952	185,934,282	144,016,490	222,649,548	2,414,258,931
<b>Entertainment</b>	<b>1,357,868,097</b>	<b>1,347,290,030</b>	<b>1,591,443,353</b>	<b>1,527,692,599</b>	<b>1,651,973,398</b>	<b>1,586,153,107</b>	<b>1,605,754,935</b>	<b>1,497,880,682</b>	<b>1,591,219,886</b>	<b>1,632,255,793</b>	<b>1,563,344,174</b>	<b>1,649,689,794</b>	<b>1,350,780,161</b>	<b>18,595,477,912</b>
<b>Hotels</b>	<b>788,639,299</b>	<b>797,812,610</b>	<b>942,484,709</b>	<b>907,599,176</b>	<b>1,019,654,449</b>	<b>1,115,988,854</b>	<b>1,153,851,692</b>	<b>1,019,172,305</b>	<b>1,138,449,463</b>	<b>1,131,102,394</b>	<b>952,168,622</b>	<b>804,719,663</b>	<b>757,221,246</b>	<b>11,740,225,183</b>
Airlines	779,674,591	674,126,258	766,151,551	702,053,181	701,660,254	696,341,750	676,219,611	613,493,514	699,526,964	658,246,861	527,038,179	456,708,599	781,107,256	7,952,673,979
Airport terminals	2,920,112	2,860,571	3,568,962	3,557,448	3,949,288	4,674,046	4,856,163	4,124,175	4,854,186	4,113,221	3,299,053	2,949,638	3,007,315	45,814,066
Railways	263,317,268	230,221,656	257,917,388	242,807,779	241,626,010	270,415,271	256,489,790	213,494,979	292,545,465	288,942,717	262,654,076	261,752,701	264,601,936	3,083,469,768
Buses	31,295,941	30,431,741	36,631,711	36,669,273	38,810,768	42,336,848	45,038,412	39,522,335	44,445,654	40,952,291	33,796,186	31,797,546	24,723,285	445,156,050
Sea travel	70,596,761	61,889,380	74,094,419	70,345,119	75,258,094	82,905,152	89,287,165	89,489,850	78,322,021	70,622,349	58,540,056	55,016,002	65,424,098	871,193,705
Travel agents	667,166,873	593,739,633	677,213,914	636,429,875	694,109,931	715,309,531	718,164,106	625,920,300	651,971,105	596,020,752	494,286,537	478,934,223	651,181,135	7,533,281,042
Timeshares	3,523,185	2,584,235	2,500,377	2,294,401	2,155,021	2,188,135	2,154,152	2,115,184	2,171,178	2,211,899	1,813,768	1,992,726	2,973,452	27,154,528
Camping grounds	22,533,414	23,323,215	31,773,059	31,585,217	38,296,710	41,626,530	44,997,143	36,415,545	23,509,369	21,137,768	26,116,656	18,339,074	23,442,138	360,562,424
Miscellaneous travel	66,337,275	65,007,028	78,078,847	73,365,774	80,393,163	92,406,988	90,993,307	76,199,521	78,015,752	77,668,623	69,582,244	64,924,525	71,749,393	918,385,165
<b>Travel</b>	<b>1,907,365,420</b>	<b>1,684,183,717</b>	<b>1,927,930,229</b>	<b>1,799,108,067</b>	<b>1,876,259,239</b>	<b>1,948,204,251</b>	<b>1,928,199,849</b>	<b>1,700,775,403</b>	<b>1,875,361,694</b>	<b>1,759,916,481</b>	<b>1,477,126,755</b>	<b>1,372,415,034</b>	<b>1,888,210,008</b>	<b>21,237,690,726</b>
Telegraph services / Wire transfer money order	4,011,632	5,142,689	5,992,464	5,923,618	6,114,317	6,536,577	6,471,447	5,943,600	6,487,084	6,904,014	7,026,277	7,717,450	5,167,279	75,426,816
Insurance services	301,947,224	289,287,764	361,798,426	323,000,940	316,226,441	334,766,895	347,819,888	320,817,052	356,103,142	331,064,319	295,117,545	270,369,552	268,398,351	3,814,770,315
FIs - cash disbursements (auto & manual)	9,080,242	8,528,236	10,577,847	9,429,638	9,631,741	9,367,783	10,354,358	9,506,666	9,502,947	9,129,878	6,967,781	6,950,911	82,175,858	182,123,644
FIs - merchandise & services	35,931,422	39,582,257	58,152,978	41,279,960	42,579,342	43,929,202	43,023,976	40,296,918	43,985,298	45,491,460	41,460,944	38,396,075	32,845,817	511,024,227
Non-FIs - foreign currency, travellers' cheques	37,860,899	48,798,932	63,620,229	56,628,227	67,222,706	73,535,011	92,927,401	75,258,385	68,451,584	66,056,132	42,616,426	35,928,355	40,062,783	731,106,171
Security brokers and dealers	31,322,976	18,056,998	27,870,296	20,381,525	15,110,591	13,740,275	15,752,848	18,165,611	14,471,679	13,789,971	13,416,254	14,525,477	10,215,419	195,496,944
Tax preparation services	157,630	394,432	220,548	409,535	220,373	409,535	223,333	264,545	111,817	334,984	163,865	128,962	126,324	2,842,512
Tax payments	20,861,959	24,853,350	35,885,269	29,681,688	28,870,892	29,080,962	40,077,012	41,669,142	46,412,507	61,777,586	61,806,574	49,237,767	111,997,866	561,350,435
Fines, bail and bond payments	9,575,720	9,036,614	10,075,503	8,758,899	9,696,864	10,079,148	9,534,468	8,645,049	9,034,960	9,289,548	8,264,594	8,118,397	8,396,759	108,930,713
Miscellaneous financial	16,103,984	15,939,522	19,832,261	18,249,952	17,710,342	16,383,592	16,514,716	17,043,493	19,054,021	18,315,461	18,009,436	15,590,254	15,651,345	208,354,395
<b>Financial</b>	<b>466,853,688</b>	<b>459,680,794</b>	<b>594,097,821</b>	<b>513,554,820</b>	<b>513,572,771</b>	<b>537,642,778</b>	<b>582,740,659</b>	<b>537,457,733</b>	<b>573,838,206</b>	<b>561,982,144</b>	<b>494,847,625</b>	<b>446,973,200</b>	<b>575,037,621</b>	<b>6,391,426,172</b>



Table 3B Card expenditure statistics (not seasonally adjusted)

Value of credit card transactions

## Total detailed sector breakdown - services sectors (continued, not seasonally adjusted)

£	January 2015	February 2015	March 2015	April 2015	May 2015	June 2015	July 2015	August 2015	September 2015	October 2015	November 2015	December 2015	January 2016	Total (latest 12 months)
Telecoms	93,190,182	79,443,654	87,840,085	80,615,666	82,088,386	80,972,314	85,012,575	82,703,450	92,947,387	95,617,975	91,103,509	96,117,898	86,450,293	1,040,913,192
Utilities	67,503,406	66,619,309	85,907,565	75,339,731	70,392,244	70,069,707	67,902,548	58,719,985	67,445,974	67,653,200	60,890,739	63,298,836	71,653,941	825,893,779
Contractors (residential & commercial)	84,556,259	86,325,875	102,112,164	88,432,338	89,063,293	97,327,231	94,783,903	82,603,621	101,407,698	98,532,783	96,462,412	78,520,102	84,428,023	1,099,999,443
Gardening services	3,014,602	3,767,431	7,346,597	7,288,044	6,572,988	8,048,588	5,771,320	4,558,448	5,803,969	4,269,502	3,579,431	4,567,261	3,121,649	64,695,229
Veterinary services	59,970,251	55,395,185	63,640,842	61,323,389	60,628,149	65,289,881	68,961,663	63,601,203	66,725,128	66,835,368	63,344,716	62,889,413	63,411,048	762,045,985
Photocopying & printing	49,550,846	46,878,895	49,794,168	44,074,718	42,185,198	44,933,136	42,244,687	39,539,847	48,566,660	49,173,439	52,399,545	51,340,918	39,489,393	550,620,604
Photographic studios	6,184,194	6,365,785	7,554,624	7,503,910	8,367,461	9,380,420	10,948,180	7,967,319	8,793,083	10,688,905	11,450,162	9,631,418	5,845,427	104,696,694
Beauty & barber shops	80,127,235	79,895,265	93,279,346	89,872,540	92,493,995	96,310,049	100,737,543	88,405,995	95,226,709	97,009,055	99,504,663	120,033,015	78,526,620	1,131,294,795
Employment agencies	23,140,031	26,565,378	33,059,121	24,078,232	27,482,769	29,995,881	33,913,788	29,593,814	29,907,174	33,347,226	29,216,472	33,253,711	25,019,041	355,432,607
Counselling services	1,573,832	1,551,677	1,602,832	1,636,561	1,483,461	1,533,704	1,569,197	1,503,756	1,589,397	1,592,916	1,589,397	1,592,916	1,803,066	19,052,578
Legal services	21,631,662	22,613,879	26,143,020	22,567,722	22,217,555	24,811,064	24,533,203	21,224,778	23,710,453	24,050,736	23,469,552	20,159,445	21,823,984	277,325,391
Laundry & cleaning	6,418,196	5,905,279	6,828,995	6,740,501	6,895,807	7,817,655	7,940,675	6,785,612	7,698,303	7,715,978	7,284,862	6,544,398	6,657,949	84,816,014
Funeral services	16,939,080	16,287,416	18,775,262	15,805,909	14,081,297	14,640,338	14,072,307	12,856,110	14,218,937	15,188,382	14,924,560	14,224,890	14,842,614	179,918,022
Medical services	173,984,776	174,931,122	197,252,618	178,832,074	176,910,998	195,038,959	195,676,704	166,156,954	192,129,662	195,210,910	193,102,516	169,665,799	177,865,670	2,212,773,988
Moving & courier services	42,040,591	41,839,434	46,957,486	43,290,103	43,355,686	48,681,948	52,140,616	39,985,486	47,012,957	47,833,270	44,801,500	42,970,299	40,484,981	539,353,766
Repair shops (not auto)	19,592,756	17,644,193	21,895,955	17,692,017	19,096,738	18,577,784	22,696,987	20,597,007	20,255,260	20,708,574	20,805,642	22,341,008	10,560,758	232,871,923
Accounting services	10,096,831	8,945,675	9,487,893	7,184,082	6,521,564	6,886,821	7,442,988	7,095,400	7,892,602	7,775,594	8,062,228	8,379,208	10,269,054	95,943,109
Advertising, consultancy & PR	8,153,575	7,980,934	9,428,613	8,283,046	7,771,648	19,682,774	19,611,818	17,539,859	21,650,491	21,515,796	21,420,247	20,679,574	19,102,998	194,666,898
Computer programming	119,170,383	104,019,859	118,672,351	108,221,422	114,481,556	122,083,687	118,411,210	110,315,539	117,111,871	128,945,691	156,145,618	167,368,787	120,259,140	1,486,036,731
Farming services	10,501,259	9,755,574	12,275,257	11,005,129	10,846,069	12,064,602	12,080,762	10,948,496	11,989,201	11,853,475	11,190,085	11,349,632	10,307,178	135,665,460
Miscellaneous professional services	178,978,981	169,634,098	203,128,533	179,563,189	174,233,195	188,019,778	180,749,574	174,674,194	206,893,863	183,398,931	171,074,659	177,031,195	174,990,495	2,183,391,704
Engineering services	14,950,577	15,230,850	17,339,285	15,424,298	14,558,375	16,964,189	16,927,353	14,247,722	15,368,369	16,927,353	14,611,424	13,236,199	13,916,982	183,191,545
Marina services	6,703,353	6,213,521	11,186,321	10,805,830	10,406,418	11,776,069	11,782,882	10,066,496	8,538,055	6,791,605	5,279,694	4,767,272	6,320,061	103,934,224
Wrecking & salvage yards	733,703	815,137	1,005,827	890,164	806,687	905,261	931,617	729,360	830,684	865,837	788,798	660,217	714,948	9,944,537
Pest control	650,935	624,527	668,748	641,273	660,846	781,028	825,106	698,923	694,076	694,076	572,861	603,865	617,256	8,087,023
Educational establishments	251,317,005	140,884,476	147,228,439	178,384,234	143,923,642	145,560,177	148,633,293	185,549,246	412,611,719	248,488,439	134,065,727	128,561,910	217,271,159	2,231,162,461
Child care services	2,695,517	2,598,952	3,018,286	2,629,973	2,652,615	3,086,942	3,121,760	2,544,788	3,067,731	2,945,985	2,818,486	2,575,311	2,955,177	34,016,006
Social, political & religious organisations	97,315,050	84,249,472	107,773,218	93,746,360	90,785,591	91,642,357	94,457,506	81,110,835	99,937,531	91,576,239	108,629,418	104,039,409	1,146,118,941	1,146,118,941
Government services	353,415,054	295,008,807	291,162,522	282,484,904	261,961,093	276,131,076	296,889,828	272,117,869	271,887,691	229,862,472	204,808,585	201,023,916	275,616,007	3,158,954,770
Miscellaneous services	81,404,193	77,281,547	100,539,107	86,575,646	88,749,771	92,845,523	88,921,924	84,652,201	94,182,215	91,685,826	89,437,685	104,008,929	86,221,461	1,085,101,835
Commercial equipment	126,162,123	123,821,690	150,582,767	128,331,261	127,580,216	135,192,369	137,543,065	120,815,761	139,209,325	137,941,430	131,511,755	115,831,995	117,918,597	1,566,280,231
Other services	2,011,666,438	1,779,094,896	2,033,687,847	1,879,264,266	1,819,255,311	1,937,051,312	1,967,236,582	1,819,910,074	2,233,588,132	2,023,455,059	1,857,293,769	1,861,858,755	1,892,503,479	23,104,199,482
<b>Total services</b>	<b>7,226,918,494</b>	<b>6,765,544,300</b>	<b>7,986,230,270</b>	<b>7,389,801,932</b>	<b>7,651,943,335</b>	<b>7,969,691,217</b>	<b>8,103,235,908</b>	<b>7,313,472,205</b>	<b>8,203,967,979</b>	<b>7,844,053,647</b>	<b>7,020,418,262</b>	<b>6,758,999,923</b>	<b>7,096,413,806</b>	<b>90,103,772,784</b>
<b>TOTAL</b>	<b>13,984,237,134</b>	<b>13,023,748,592</b>	<b>15,515,429,703</b>	<b>14,650,360,686</b>	<b>15,018,977,361</b>	<b>15,717,281,585</b>	<b>15,818,165,377</b>	<b>14,364,831,113</b>	<b>15,912,435,561</b>	<b>15,571,898,738</b>	<b>15,673,369,483</b>	<b>16,229,159,224</b>	<b>13,690,614,814</b>	<b>181,186,272,237</b>

Table 3C Card expenditure statistics (not seasonally adjusted)

Number of debit card transactions

**Total detailed sector breakdown - retail sectors (not seasonally adjusted)**

Historical data located in hidden columns

	January 2015	February 2015	March 2015	April 2015	May 2015	June 2015	July 2015	August 2015	September 2015	October 2015	November 2015	December 2015	January 2016	Total (latest 12 months)
Supermarkets	254,199,853	250,604,486	292,633,205	273,955,712	279,345,111	292,358,306	290,790,164	266,080,985	293,605,090	292,576,017	299,994,829	307,167,089	274,844,143	3,413,955,137
Bakers & dairies	2,941,667	3,013,084	3,617,222	3,418,100	3,771,372	3,686,133	3,932,783	3,965,664	4,145,443	4,787,536	4,700,703	4,832,585	4,294,801	48,165,426
Sweet stores	859,699	1,148,723	1,421,883	1,274,670	1,144,361	1,201,875	1,160,069	1,170,298	1,226,087	1,401,304	1,554,595	2,412,085	989,601	16,105,551
Miscellaneous foodstores	14,925,248	15,369,279	17,840,496	17,201,227	17,290,150	18,671,094	18,413,554	17,144,162	18,928,564	18,610,780	18,762,526	19,044,053	16,499,417	213,775,302
Off-licences	3,065,297	3,109,951	3,554,995	3,497,229	3,751,468	3,813,894	3,898,767	3,819,889	3,697,879	3,889,945	3,941,072	4,373,615	3,295,577	44,644,281
Food & drink	275,991,764	273,245,523	319,067,801	299,346,938	305,302,462	319,731,302	318,195,337	292,180,998	321,603,063	321,265,562	328,953,725	337,829,427	299,923,539	3,736,645,697
Department stores	13,104,640	11,251,179	13,241,731	12,877,724	13,256,491	14,973,014	16,397,601	14,879,562	15,578,492	16,168,607	20,827,838	28,509,259	15,500,833	193,462,331
Discount stores	11,876,640	11,623,204	13,510,310	12,995,083	13,910,470	14,039,730	14,994,113	14,979,539	15,123,218	17,056,854	19,197,941	23,858,749	14,688,040	185,977,251
Catalogues	4,044,152	3,570,007	4,041,891	3,824,616	3,824,983	3,912,030	4,045,369	3,858,469	4,436,596	4,934,383	5,644,828	5,064,812	5,090,851	50,990,851
Miscellaneous mixed	7,071,956	7,196,824	8,952,107	8,569,395	8,410,898	9,283,150	8,412,121	8,858,323	8,120,270	7,896,914	9,041,743	11,362,626	5,864,454	99,968,825
Mixed business	36,096,795	33,641,214	39,746,039	38,266,818	39,402,842	42,207,924	43,849,204	40,575,893	43,258,576	46,056,758	54,712,350	68,795,446	39,886,194	530,399,258
Men's clothing	698,061	578,946	592,088	670,469	736,102	829,847	951,527	1,056,908	884,382	972,870	1,059,733	1,877,789	936,395	11,147,056
Women's clothing	5,547,677	5,111,566	6,309,537	6,497,301	6,707,022	7,590,771	7,802,986	6,449,484	6,996,352	7,054,441	7,015,832	10,058,693	5,529,134	83,123,119
Family clothing	25,273,855	22,650,603	28,152,668	29,071,579	29,321,907	31,689,578	34,051,631	28,407,911	30,178,189	30,457,796	33,027,971	44,278,074	25,233,302	366,521,209
Miscellaneous clothing	603,760	595,957	780,902	693,283	761,371	937,809	921,322	843,233	862,367	961,750	939,431	1,169,301	613,627	10,080,353
Shoe shops	2,649,300	2,054,067	2,417,462	3,043,658	2,844,003	3,560,814	3,642,008	3,437,780	3,345,812	3,080,662	2,966,887	3,722,145	2,734,268	36,849,566
Clothing	34,772,653	30,991,139	38,252,657	39,976,290	40,370,405	44,608,819	47,369,474	40,195,316	42,267,102	42,527,519	45,009,854	61,106,002	35,046,726	507,721,303
Furniture stores	3,904,577	3,397,518	3,868,353	3,568,141	3,714,953	3,786,780	3,732,648	3,710,034	4,034,792	4,144,601	4,554,831	5,200,631	4,128,032	47,841,314
Household appliance stores	6,031,614	5,699,660	6,509,032	6,165,365	6,432,100	6,149,769	6,376,988	6,443,203	6,703,404	7,066,362	7,282,737	8,472,466	6,521,090	79,822,176
Electronic stores	2,635,438	2,185,338	2,327,669	2,213,389	2,173,444	2,215,162	2,335,689	2,235,499	2,562,403	2,490,092	3,090,689	3,870,358	2,638,796	30,338,528
DIY stores	16,012,128	16,165,504	19,388,390	21,060,634	20,981,000	20,234,540	20,395,665	19,831,154	19,963,124	20,260,071	20,397,361	19,784,211	17,145,181	235,607,475
Floor covering stores	306,884	314,111	361,385	330,897	345,433	437,967	456,995	455,433	491,544	523,944	551,578	401,846	434,183	5,105,316
Garden centres	2,262,952	2,539,331	4,439,331	5,474,453	5,839,585	5,062,760	3,951,466	3,611,630	3,507,520	3,716,810	4,073,764	5,261,199	2,474,684	49,852,126
Miscellaneous household	1,880,525	1,760,034	1,941,785	1,771,257	1,736,572	1,805,359	1,908,609	1,948,273	2,289,456	2,349,288	2,192,542	2,277,828	1,980,647	23,961,650
Household	33,034,118	32,061,373	38,735,945	40,584,136	41,223,087	39,692,337	39,158,060	38,235,226	39,551,959	40,551,168	42,143,502	45,268,539	35,323,253	472,528,585
Books, newspapers & magazines	6,362,507	6,518,184	7,614,887	6,770,850	7,033,192	7,751,328	7,798,984	7,347,096	8,530,422	8,212,666	8,321,988	11,262,704	6,734,375	93,896,676
Record shops	720,345	697,084	833,887	688,712	658,162	823,394	1,602,453	1,462,942	2,010,286	2,505,475	1,149,973	2,466,246	730,908	15,629,522
Music shops	263,054	243,689	226,159	226,159	222,296	224,010	223,694	203,335	262,225	271,179	260,639	364,227	248,943	3,003,159
Hobbies, toys & games	1,632,229	1,633,659	1,835,585	1,703,577	1,746,758	1,814,287	1,846,134	1,773,730	2,286,091	2,344,439	5,144,899	6,965,189	1,682,804	30,777,152
Photographic	299,918	302,048	338,457	264,979	266,357	295,092	309,973	284,364	259,127	257,794	263,214	329,016	204,927	3,375,348
Handicraft	196,978	211,295	198,818	197,363	198,729	203,725	203,725	203,262	226,420	239,324	250,273	192,089	2,552,021	
Sports shops	8,113,325	7,420,496	8,639,888	9,349,477	9,507,282	9,757,572	10,339,535	10,572,916	9,947,768	9,116,029	9,371,966	11,768,673	7,942,825	113,734,427
Jewellers	1,395,384	1,437,268	1,638,570	1,315,944	1,373,401	1,467,243	1,568,167	1,394,524	1,386,033	1,378,705	1,858,013	3,769,159	1,291,779	19,878,806
Computer software	388,197	336,754	356,407	330,127	317,401	330,516	331,824	315,152	372,111	356,980	377,759	434,677	408,989	4,268,697
Medical goods	42,223	42,185	47,553	45,277	44,319	48,162	48,018	43,981	45,982	47,209	47,535	42,624	43,161	546,006
Chemists	17,712,285	17,505,452	21,058,716	19,332,340	19,248,466	22,456,837	21,617,459	19,023,965	22,041,223	21,310,143	22,486,763	29,249,949	18,904,137	254,235,450
Optical goods	952,802	986,218	1,152,324	1,054,616	1,131,527	1,114,619	1,001,525	1,102,317	1,042,924	1,062,317	878,720	1,042,924	985,854	12,534,351
Cosmetic stores	1,663,971	1,738,595	2,074,617	1,852,185	1,962,929	2,094,905	2,040,486	1,977,153	2,166,567	2,303,232	2,818,364	4,739,226	1,615,110	27,383,369
Tobacconists	280,813	277,465	328,157	319,011	335,052	355,330	368,927	385,132	464,471	494,628	485,303	520,496	509,066	4,843,038
Florists	665,905	1,082,264	1,452,345	825,145	864,456	915,417	882,662	766,732	860,700	838,441	808,265	1,296,961	658,002	11,251,390
Artists' supplies	706,234	785,171	940,542	743,797	751,011	769,573	797,853	778,375	940,202	1,118,049	1,182,757	1,182,757	732,963	10,442,006
Antiques, art & stamps/coins	273,110	283,788	312,862	294,848	299,811	300,550	330,048	340,240	359,227	367,555	352,251	420,446	264,422	3,926,048
Pawn shops	27,881	27,156	29,013	28,177	30,364	32,103	35,643	32,245	31,817	30,990	31,682	41,893	29,718	380,801
Gift shops	4,977,677	6,143,151	7,287,943	5,347,723	5,660,446	7,128,366	6,407,495	6,131,448	6,634,057	6,874,652	8,548,788	14,691,795	5,466,448	86,322,312
Secondhand shops	69,261	70,066	80,378	77,456	79,192	81,855	88,637	87,918	94,547	93,827	90,924	104,393	74,742	1,023,935
Luggage & leather goods	134,426	114,205	137,740	126,686	137,791	154,675	163,772	158,778	155,512	155,892	180,000	254,261	130,241	1,869,553
Pet shops	3,229,337	3,064,347	3,332,713	3,449,220	3,471,107	3,471,107	3,532,518	3,557,951	3,537,297	3,650,394	3,607,297	3,897,186	3,505,298	42,065,793
Religious goods	6,049	6,872	7,614	7,310	7,657	8,669	8,274	8,645	8,349	9,252	7,624	9,509	6,326	94,301
Direct sales	5,774,985	5,503,260	6,356,257	5,805,456	5,809,497	5,685,748	5,649,805	5,301,642	5,823,009	5,832,648	6,047,103	5,684,458	5,424,692	68,923,575
Miscellaneous & speciality shops	4,253,581	4,079,870	4,535,651	4,304,233	4,499,096	4,501,400	4,528,778	4,387,730	4,705,582	4,871,655	4,717,417	5,061,426	4,179,124	54,371,962
Other retail	60,142,477	60,510,542	71,007,281	64,345,616	65,517,590	71,796,595	71,839,483	67,540,781	74,218,566	73,555,088	79,389,949	105,641,264	61,966,943	867,329,698
Automotive Fuels	61,585,708	60,019,339	70,293,603	67,611,684	69,862,480	71,056,102	71,846,834	67,573,143	69,844,813	70,161,635	70,056,719	67,987,245	64,706,863	821,020,460
<b>Total retail sales</b>	<b>501,623,515</b>	<b>490,469,130</b>	<b>577,103,326</b>	<b>550,131,482</b>	<b>561,678,866</b>	<b>589,093,079</b>	<b>592,258,392</b>	<b>546,301,357</b>	<b>590,744,079</b>	<b>594,117,750</b>	<b>620,266,099</b>	<b>686,627,923</b>	<b>536,853,518</b>	<b>6,935,645,001</b>

Table 3C Card expenditure statistics (not seasonally adjusted)

Number of debit card transactions

## Total detailed sector breakdown - services sectors (not seasonally adjusted)

	January 2015	February 2015	March 2015	April 2015	May 2015	June 2015	July 2015	August 2015	September 2015	October 2015	November 2015	December 2015	January 2016	Total (latest 12 months)
Auto rental	597,108	607,222	723,739	733,045	766,330	809,028	861,277	814,403	782,453	726,539	635,714	647,798	468,814	8,576,362
Auto parts & accessories	1,587,043	1,594,313	1,807,082	1,733,359	1,677,413	1,757,107	1,794,227	1,622,556	1,729,711	1,723,516	1,615,989	1,484,125	1,645,122	20,184,520
Auto services	5,150,612	5,276,268	6,079,092	5,786,788	5,960,997	6,243,592	6,461,731	5,926,722	6,666,646	6,713,529	6,984,468	7,203,982	6,231,557	75,535,372
Auto repair shops	1,746,188	1,754,066	2,091,334	1,906,380	1,845,954	1,957,282	2,021,309	1,792,264	2,002,377	1,959,904	1,809,370	1,581,269	1,818,961	22,540,470
Service stations	0	0	0	0	0	0	0	0	0	0	0	0	0	0
Vehicle sales	1,105,860	1,155,992	1,465,178	1,341,974	1,304,324	1,393,684	1,395,448	1,273,628	1,403,841	1,287,479	1,144,930	990,155	1,164,644	15,321,277
<b>Vehicle Sales &amp; Services</b>	<b>10,186,811</b>	<b>10,387,861</b>	<b>12,166,425</b>	<b>11,501,546</b>	<b>11,555,018</b>	<b>12,160,693</b>	<b>12,533,992</b>	<b>11,429,573</b>	<b>12,585,028</b>	<b>12,410,967</b>	<b>12,190,471</b>	<b>11,907,329</b>	<b>11,329,098</b>	<b>142,158,001</b>
Restaurants	75,682,739	79,833,795	93,500,204	89,307,716	96,536,129	92,098,252	95,443,427	96,356,379	97,407,724	106,813,856	105,897,101	105,365,363	96,828,049	1,155,387,995
Public houses	10,212,995	11,320,877	14,036,214	14,008,762	14,443,267	14,539,151	14,494,903	14,605,330	15,385,374	15,398,155	15,440,257	15,254,691	12,899,685	171,826,666
Catering services	2,503,120	2,721,843	3,166,277	2,785,753	2,941,984	3,084,055	3,198,407	2,825,539	3,464,917	3,777,595	4,124,198	3,633,042	3,722,191	39,445,801
Video stores	51,411	66,562	59,131	56,947	50,290	56,947	32,324	27,893	28,485	30,817	33,263	32,758	26,551	482,124
Cinema, theatre & dance	5,853,072	6,111,216	5,222,015	6,282,496	5,573,609	6,329,700	6,022,647	5,732,984	5,358,151	7,223,830	7,563,831	7,667,573	6,246,709	75,334,761
Concerts & entertainers	433,359	417,193	420,837	411,175	469,710	406,311	444,536	471,229	433,830	496,054	594,801	572,759	486,384	5,624,819
Tourist attractions	529,517	793,134	911,748	1,470,138	1,324,234	1,246,987	1,475,346	1,586,400	2,164,335	1,473,199	1,861,960	1,819,755	605,581	14,672,817
Amusement parks	96,927	169,731	194,669	404,226	389,695	335,347	402,204	585,657	348,473	344,076	201,962	153,268	121,901	3,651,209
Aquariums	67,071	119,314	135,747	225,420	188,315	172,673	219,189	333,136	210,462	202,754	90,760	77,093	78,311	2,053,174
Sports & games establishments	4,664,389	4,078,557	4,567,241	4,398,042	4,923,177	4,369,973	3,820,778	3,916,486	3,606,927	3,669,012	3,300,383	3,239,392	3,641,555	47,531,523
Professional sports clubs	220,085	209,543	253,113	244,215	260,980	201,352	253,114	272,854	292,663	323,305	251,470	239,792	241,220	3,043,621
Gambling	25,389,507	26,040,163	33,237,256	31,280,685	26,972,947	24,717,510	21,087,634	23,371,720	26,652,891	26,102,952	29,438,725	29,169,958	28,604,951	326,677,392
Personal services	428,216	538,480	444,222	515,890	531,825	586,675	470,185	507,286	438,612	440,431	472,964	421,314	5,946,237	
Miscellaneous entertainment	896,675	1,035,854	1,057,060	1,182,248	1,181,586	1,067,274	1,303,472	1,648,416	1,208,396	1,268,462	1,060,780	975,588	1,207,372	14,196,508
<b>Entertainment</b>	<b>127,029,083</b>	<b>133,362,004</b>	<b>157,299,992</b>	<b>152,573,713</b>	<b>155,787,748</b>	<b>149,192,363</b>	<b>148,887,388</b>	<b>152,782,143</b>	<b>156,380,925</b>	<b>167,502,679</b>	<b>169,299,922</b>	<b>167,673,996</b>	<b>155,131,774</b>	<b>1,865,874,647</b>
<b>Hotels</b>	<b>5,101,547</b>	<b>5,404,788</b>	<b>6,179,040</b>	<b>6,153,720</b>	<b>6,510,714</b>	<b>6,407,385</b>	<b>6,830,350</b>	<b>7,215,413</b>	<b>6,680,119</b>	<b>6,730,681</b>	<b>6,247,947</b>	<b>6,076,892</b>	<b>5,636,874</b>	<b>76,073,923</b>
Airlines	2,620,080	2,249,620	2,597,389	2,735,689	2,539,694	2,576,766	2,617,254	2,527,732	2,627,469	2,418,202	2,087,670	1,902,251	2,785,520	29,665,256
Airport terminals	37,705	40,613	53,131	57,303	61,166	95,774	143,419	136,221	145,613	108,922	85,081	91,649	90,937	1,109,829
Railways	16,159,293	16,427,164	18,726,186	16,821,310	16,978,171	18,284,136	17,814,699	15,721,937	19,018,031	19,328,179	18,496,741	17,781,320	15,596,808	210,994,682
Buses	2,338,506	2,290,094	2,616,455	2,476,466	2,601,165	2,634,657	2,623,817	2,517,134	2,760,560	2,984,519	2,737,187	2,775,457	1,919,780	30,937,291
Sea travel	172,181	173,939	215,397	251,162	262,288	289,016	334,092	371,819	273,980	237,962	191,233	203,672	140,203	2,944,763
Travel agents	2,278,583	2,058,904	2,403,521	2,162,095	2,220,577	2,239,108	2,246,077	2,020,766	1,956,929	1,760,123	1,410,182	1,237,214	2,271,294	23,966,790
Timeshares	6,764	5,160	5,164	4,479	4,420	4,132	4,333	4,124	4,041	4,770	3,929	4,606	7,190	56,348
Camping grounds	339,600	406,150	626,283	940,746	997,412	946,989	1,200,855	1,439,346	796,241	693,983	319,126	206,761	359,723	8,933,615
Miscellaneous travel	6,285,288	6,593,926	7,932,037	8,062,357	9,208,544	9,762,490	10,742,465	10,669,782	11,456,326	12,932,262	12,547,484	12,875,333	12,411,283	125,194,289
<b>Travel</b>	<b>30,238,000</b>	<b>30,245,570</b>	<b>35,175,563</b>	<b>33,511,607</b>	<b>34,873,437</b>	<b>36,833,068</b>	<b>37,727,011</b>	<b>35,408,861</b>	<b>39,039,190</b>	<b>40,468,922</b>	<b>37,878,633</b>	<b>37,078,263</b>	<b>35,582,738</b>	<b>433,822,863</b>
Telegraph services / Wire transfer money order	140,830	238,884	288,381	277,848	297,114	306,139	314,377	307,340	318,340	327,696	333,292	357,686	167,183	3,534,280
Insurance services	3,427,398	3,396,614	4,117,322	3,825,147	3,820,985	4,034,057	4,237,979	3,916,536	4,224,869	3,967,139	3,474,709	3,126,838	3,118,675	45,260,870
FIs - cash disbursements (auto & manual)	45,863	47,106	59,815	62,053	74,868	80,326	93,774	82,414	71,309	66,070	51,707	54,616	110,170	854,228
FIs - merchandise & services	8,416,699	7,722,528	9,170,794	8,250,848	8,559,706	8,619,092	8,913,967	8,670,555	8,988,249	9,300,289	8,896,575	9,322,812	9,013,642	105,429,057
Non-FIs - foreign currency, travellers' cheques	722,917	838,326	1,004,685	925,719	1,082,533	1,252,894	1,452,583	1,279,891	1,114,077	1,020,188	730,992	769,514	841,567	12,312,969
Security brokers and dealers	293,050	259,586	340,988	343,533	299,020	262,572	268,671	273,171	248,724	246,373	256,397	238,608	244,317	3,281,966
Tax preparation services	686	496	596	517	514	541	570	482	524	550	533	490	707	6,520
Tax payments	531,551	428,290	256,706	207,366	187,960	205,893	283,915	205,615	253,951	302,011	301,720	332,246	878,345	3,844,018
Fines, bail and bond payments	594,854	553,770	625,302	596,625	636,182	597,015	633,600	614,343	603,518	662,041	597,398	612,506	617,720	7,350,020
Miscellaneous financial	135,163	143,383	178,217	195,197	189,394	154,367	156,218	192,936	200,274	194,475	175,173	145,192	140,895	2,065,721
<b>Financial</b>	<b>14,309,017</b>	<b>13,628,983</b>	<b>16,042,806</b>	<b>14,684,853</b>	<b>15,148,276</b>	<b>15,512,896</b>	<b>16,355,654</b>	<b>15,543,283</b>	<b>16,023,835</b>	<b>16,086,832</b>	<b>14,818,496</b>	<b>14,960,508</b>	<b>15,133,221</b>	<b>183,939,643</b>

Table 3C Card expenditure statistics (not seasonally adjusted)

Number of debit card transactions

## Total detailed sector breakdown - services sectors (continued, not seasonally adjusted)

	January 2015	February 2015	March 2015	April 2015	May 2015	June 2015	July 2015	August 2015	September 2015	October 2015	November 2015	December 2015	January 2016	Total (latest 12 months)
Telecoms	11,668,588	10,556,637	12,102,464	11,385,024	11,830,487	11,459,811	11,812,331	11,750,977	12,137,640	12,483,808	11,665,232	12,203,973	11,465,696	140,854,080
Utilities	2,771,054	2,587,807	3,012,092	2,762,973	2,745,037	2,760,743	2,830,632	2,497,955	2,682,454	2,742,397	2,567,806	2,947,587	3,133,038	33,270,521
Contractors (residential & commercial)	547,458	563,119	625,346	601,936	572,201	638,709	651,765	580,639	692,068	701,458	682,778	583,114	591,124	7,484,257
Gardening services	73,969	82,354	101,250	127,534	130,078	121,480	96,257	83,590	84,254	79,834	75,855	89,379	52,545	1,124,410
Veterinary services	1,728,216	1,630,090	1,838,669	1,785,870	1,789,097	1,891,374	2,030,535	1,927,330	2,008,607	2,021,930	1,897,331	1,888,887	1,844,113	22,553,833
Photocopying & printing	524,620	508,833	566,022	524,733	543,503	565,908	561,525	547,385	629,685	638,512	687,482	682,068	399,009	6,854,665
Photographic studios	407,401	409,383	526,284	517,470	608,533	704,388	729,417	557,532	599,326	825,535	858,862	605,162	405,433	7,547,325
Beauty & barber shops	4,682,127	4,887,363	5,720,662	5,477,128	5,731,831	5,908,854	6,175,325	5,488,314	5,794,306	5,866,583	5,706,301	7,171,137	4,880,311	68,808,115
Employment agencies	9,349	9,603	10,559	10,285	11,060	10,478	10,410	8,466	10,301	10,223	9,237	7,780	10,918	119,320
Counselling services	115,541	109,507	121,883	108,707	111,090	113,980	114,890	109,103	120,690	110,652	107,505	108,824	108,824	1,362,071
Legal services	159,771	166,981	199,467	178,332	175,970	196,185	200,270	176,219	198,165	198,869	188,726	160,523	177,995	2,217,702
Laundry & cleaning	462,576	447,616	508,569	490,085	517,900	567,827	559,914	493,511	572,053	593,123	560,066	505,143	494,659	6,310,466
Funeral services	36,036	36,693	41,198	36,311	34,372	36,575	36,574	32,411	35,882	37,279	36,178	36,513	38,923	438,909
Medical services	3,146,897	3,129,779	3,546,287	3,250,999	3,150,261	3,497,928	3,520,755	3,111,044	3,632,736	3,651,809	3,558,840	3,219,930	3,509,009	40,779,377
Moving & courier services	460,126	436,089	493,954	472,805	471,383	513,768	508,370	464,167	526,061	531,583	527,359	566,705	474,519	5,986,763
Repair shops (not auto)	381,400	351,616	400,119	373,632	381,535	365,218	403,356	403,826	413,797	427,274	414,592	441,409	150,101	4,526,475
Accounting services	85,389	70,902	77,791	66,970	67,570	76,373	75,899	74,127	87,618	85,439	85,132	80,827	92,943	941,591
Advertising, consultancy & PR	119,461	127,570	147,453	136,798	133,607	162,602	159,770	158,226	186,350	171,555	166,942	138,447	144,325	1,833,645
Computer programming	757,543	731,057	802,402	665,562	728,848	750,652	744,066	702,333	797,751	824,275	765,874	733,935	577,680	8,824,435
Farming services	298,545	284,947	327,633	320,209	321,352	329,406	322,761	309,926	334,580	333,793	337,124	354,875	320,546	3,897,152
Miscellaneous professional services	3,225,074	3,178,641	3,617,406	3,358,730	3,446,844	3,240,741	3,239,258	2,914,833	3,385,188	3,430,054	3,561,596	3,451,324	3,227,469	40,052,084
Engineering services	76,067	80,353	93,741	89,418	85,467	94,517	95,676	82,002	90,268	94,864	88,242	75,641	77,531	1,047,720
Marina services	62,706	67,371	94,637	130,593	132,814	146,567	164,857	174,933	130,630	105,508	75,621	70,265	66,396	1,360,192
Wrecking & salvage yards	8,971	9,545	11,473	11,160	10,626	11,293	11,228	9,984	10,956	10,935	9,797	7,700	8,972	123,669
Pest control	4,678	4,335	5,011	5,182	5,101	6,318	6,967	5,636	5,611	5,521	5,071	4,264	4,604	63,621
Educational establishments	3,693,130	3,472,268	4,125,101	3,062,343	3,599,887	3,127,839	2,128,231	1,449,257	4,058,381	4,683,074	5,037,677	3,363,259	4,421,285	42,528,602
Child care services	182,927	199,403	197,995	168,684	187,270	170,362	190,949	188,971	183,236	200,582	194,067	173,682	213,763	2,268,964
Social, political & religious organisations	2,487,774	2,651,009	3,563,849	3,610,835	3,770,425	4,022,097	3,995,489	3,621,123	4,343,290	4,126,296	3,803,978	3,649,622	3,142,382	44,300,395
Government services	8,512,075	8,002,835	9,031,161	8,978,517	8,825,996	9,017,502	8,991,685	8,451,636	9,374,322	9,185,071	8,483,710	8,108,319	10,166,739	106,617,493
Miscellaneous services	5,744,176	5,565,215	6,708,920	6,304,329	5,876,409	6,778,818	6,392,223	5,577,202	6,489,571	6,430,143	6,337,802	8,754,337	5,725,164	76,940,133
Commercial equipment	1,650,184	1,527,155	1,689,205	1,570,601	1,591,286	1,580,552	1,545,944	1,455,793	1,892,986	1,765,412	1,727,773	1,820,548	1,614,089	19,781,344
Other services	54,083,829	51,886,076	60,308,603	56,583,755	57,587,840	58,868,865	58,307,329	53,408,451	61,508,763	62,387,979	60,227,703	62,203,860	57,540,105	700,819,329
<b>Total services</b>	<b>240,948,287</b>	<b>244,915,282</b>	<b>287,172,429</b>	<b>275,009,194</b>	<b>281,463,033</b>	<b>278,975,270</b>	<b>280,641,724</b>	<b>275,787,724</b>	<b>292,217,860</b>	<b>305,588,060</b>	<b>300,663,172</b>	<b>299,900,848</b>	<b>280,353,810</b>	<b>3,402,688,406</b>
<b>TOTAL</b>	<b>742,571,802</b>	<b>735,384,412</b>	<b>864,275,755</b>	<b>825,140,676</b>	<b>843,141,899</b>	<b>868,068,349</b>	<b>872,900,116</b>	<b>822,089,081</b>	<b>882,961,939</b>	<b>899,705,810</b>	<b>920,929,271</b>	<b>986,528,771</b>	<b>817,207,328</b>	<b>10,338,333,407</b>

Table 3D Card expenditure statistics (not seasonally adjusted)

Value of debit card transactions

**Total detailed sector breakdown - retail sectors (not seasonally adjusted)**

Historical data located in hidden columns

£	January 2015	February 2015	March 2015	April 2015	May 2015	June 2015	July 2015	August 2015	September 2015	October 2015	November 2015	December 2015	January 2016	Total (latest 12 months)
Supermarkets	5,990,101,944	5,814,725,528	6,839,228,579	6,391,188,446	6,504,106,701	6,739,443,679	6,580,572,440	6,138,683,954	6,696,967,883	6,547,424,344	7,027,168,271	7,937,195,842	6,124,783,045	79,341,488,712
Bakers & dairies	19,459,633	20,037,553	23,996,915	23,085,621	25,136,291	24,910,271	26,624,649	26,742,726	27,155,461	29,843,628	29,368,819	32,228,728	26,455,347	315,586,009
Sweet stores	11,301,323	14,774,015	20,038,115	17,721,712	14,591,525	15,866,269	15,591,293	15,393,007	16,365,499	18,593,843	22,874,000	38,654,772	12,292,213	222,756,263
Miscellaneous foodstores	283,058,027	284,887,874	327,373,914	317,415,470	319,407,115	340,505,187	334,789,157	313,320,892	341,409,577	332,597,790	339,937,228	397,222,550	300,136,333	3,949,003,087
Off-licences	73,630,383	75,256,293	86,362,213	87,459,635	95,447,960	102,519,175	105,615,570	100,810,262	97,515,905	103,008,040	108,857,397	150,973,939	72,679,699	1,186,506,089
Food & drink	6,377,551,310	6,209,681,263	7,296,999,736	6,836,870,884	6,958,689,592	7,223,244,581	7,063,193,109	6,594,950,841	7,179,414,325	7,031,467,645	7,528,205,715	8,556,275,831	6,536,346,637	85,015,340,159
Department stores	478,249,207	412,891,096	499,615,097	485,798,343	504,533,113	562,575,944	574,544,294	517,473,521	567,169,820	590,801,375	1,108,680,736	1,108,680,700	532,041,693	7,169,727,732
Discount stores	375,188,355	360,762,174	412,165,979	398,578,234	418,730,099	440,653,971	459,286,909	450,905,970	471,941,061	514,512,381	638,964,213	756,651,696	409,907,239	5,733,059,926
Catalogues	167,387,974	149,436,121	173,413,447	159,645,108	155,566,445	163,608,420	164,171,565	153,528,585	174,152,976	176,906,186	198,577,549	183,481,157	149,526,930	2,002,004,489
Miscellaneous mixed	201,146,555	208,643,430	262,653,040	255,809,004	255,675,408	279,325,882	253,081,154	212,342,360	263,164,051	257,201,471	305,636,480	377,274,379	168,500,126	3,099,306,785
Mixed business	1,221,972,091	1,131,732,821	1,347,847,563	1,299,830,689	1,334,495,065	1,446,164,217	1,451,083,922	1,334,250,436	1,476,427,908	1,539,421,413	1,956,780,978	2,426,087,932	1,259,975,988	18,004,098,932
Men's clothing	41,519,098	35,171,923	41,227,128	43,999,652	48,769,103	54,551,290	56,312,651	58,902,612	54,448,485	58,591,027	64,263,218	100,348,095	50,602,219	667,187,403
Women's clothing	211,366,187	200,300,272	249,359,066	256,151,821	259,551,119	293,184,873	283,956,745	232,496,820	275,091,080	278,002,254	286,845,576	369,785,680	200,909,149	3,185,634,455
Family clothing	767,916,790	735,607,263	931,026,274	957,135,855	964,724,622	1,027,795,822	1,047,693,697	919,042,029	1,035,368,273	1,058,464,838	1,175,015,235	1,488,850,332	763,563,711	12,105,288,184
Miscellaneous clothing	25,396,497	24,094,318	30,995,563	30,688,188	33,640,052	40,522,915	38,465,078	35,245,366	35,658,449	38,824,323	38,714,432	44,948,765	26,845,131	418,642,580
Shoe shops	115,091,537	92,046,793	111,959,541	136,010,437	127,467,677	147,123,977	141,226,654	150,835,887	154,233,586	145,277,320	152,876,450	185,337,397	117,364,092	1,661,759,811
Clothing	1,161,290,109	1,087,220,802	1,364,567,572	1,423,965,953	1,434,152,573	1,563,178,877	1,567,654,826	1,396,522,714	1,554,799,873	1,579,159,762	1,717,714,911	2,190,270,269	1,159,284,302	18,038,512,433
Furniture stores	413,150,889	364,185,937	412,809,482	385,490,558	397,094,806	401,901,920	409,823,001	397,371,202	451,632,302	471,252,734	473,451,797	415,692,038	454,877,837	5,035,583,614
Household appliance stores	243,448,109	231,702,919	262,106,546	240,605,916	242,882,180	237,403,291	241,913,650	231,947,937	250,607,756	261,150,486	282,174,972	293,535,090	247,384,657	3,023,415,400
Electronic stores	278,325,014	222,017,407	244,982,721	236,516,752	225,800,149	233,761,172	244,163,426	232,855,411	290,568,596	270,157,259	375,578,515	415,592,150	284,308,662	3,276,302,220
DIY stores	861,300,753	861,758,150	1,006,679,869	1,114,802,262	1,118,456,659	1,102,674,545	1,128,071,443	1,068,452,108	1,098,947,570	1,174,507,243	1,108,599,305	976,946,077	934,456,996	12,694,352,227
Floor covering stores	84,047,108	83,867,691	98,017,667	93,686,909	95,430,346	107,718,380	111,082,666	108,081,100	119,306,584	126,666,359	135,134,653	93,604,098	100,853,180	1,273,449,633
Garden centres	65,897,195	76,993,318	143,759,828	197,220,805	206,997,772	179,164,707	179,164,707	116,911,170	112,532,572	124,452,230	161,486,088	114,982,171	139,131,305	1,639,843,378
Miscellaneous household	126,813,118	118,305,976	135,715,920	126,781,612	123,878,202	131,101,518	138,499,620	137,649,607	164,880,088	169,896,122	156,051,991	140,672,211	64,316,059	1,677,788,926
Household	2,072,982,186	1,958,831,398	2,304,071,987	2,395,104,814	2,410,540,114	2,393,725,533	2,409,765,863	2,293,268,535	2,488,475,468	2,588,611,775	2,655,443,463	2,497,527,752	2,225,368,696	28,620,735,398
Books, newspapers & magazines	97,637,019	93,821,722	109,053,792	98,309,746	99,290,042	107,283,090	110,128,301	105,483,016	124,763,064	122,838,453	126,496,573	189,393,895	98,867,234	1,385,728,928
Record shops	13,943,176	13,663,965	16,596,639	14,342,157	13,191,089	16,372,981	24,251,363	21,703,484	34,637,184	36,771,358	25,561,303	56,119,501	14,640,478	287,851,502
Music shops	21,150,066	19,079,216	20,752,372	19,374,916	18,680,833	19,374,916	18,999,045	18,270,292	21,598,299	21,598,299	23,307,230	21,598,226	12,170,073	252,845,693
Hobbies, toys & games	60,316,773	57,663,393	66,249,020	60,135,728	61,504,928	67,831,384	65,884,790	61,483,792	93,316,761	95,537,829	204,951,031	237,346,729	59,310,137	1,131,215,522
Photographic	19,563,749	18,838,696	23,490,652	20,041,183	20,741,128	22,769,972	24,204,980	21,399,569	21,157,733	21,272,385	22,612,059	25,619,432	16,292,623	258,440,252
Handicraft	10,791,412	11,174,124	13,195,641	11,666,044	11,842,542	12,573,247	12,292,472	11,525,221	12,559,722	13,071,521	13,375,592	10,931,661	10,746,818	145,494,605
Sports shops	323,089,145	302,569,682	366,686,342	399,570,664	411,739,471	419,322,530	443,640,312	456,356,260	427,867,893	405,363,806	429,195,401	534,943,701	316,267,182	4,913,523,244
Jewellers	129,916,309	143,249,819	158,253,319	138,063,532	147,161,551	159,338,697	171,000,784	157,752,811	156,123,117	153,155,300	199,844,943	385,363,209	134,827,088	2,104,134,170
Computer software	50,004,414	42,557,173	46,121,630	42,464,994	39,724,120	41,841,083	44,320,442	41,142,166	49,839,459	48,062,260	55,388,764	44,330,569	548,175,749	
Medical goods	8,986,372	10,329,584	12,264,925	11,446,994	11,011,744	12,326,079	12,788,388	11,337,884	12,002,337	12,582,105	12,848,465	11,140,883	10,629,035	140,708,423
Chemists	252,914,419	252,802,735	314,248,350	281,614,264	289,415,056	337,911,318	320,994,387	280,195,451	322,791,333	321,123,697	372,423,458	571,793,598	266,324,538	3,931,638,025
Optical goods	96,043,749	100,665,272	119,047,054	108,764,578	105,566,791	117,738,776	116,143,502	104,145,225	112,923,864	109,341,835	106,599,158	84,807,106	102,383,539	1,288,126,700
Cosmetic stores	57,448,290	59,610,444	72,314,159	65,938,076	70,574,327	75,264,368	73,197,537	69,369,013	76,909,619	82,438,090	108,136,809	177,749,801	46,561,321	978,063,564
Tobacconists	7,822,917	7,669,417	8,855,909	8,741,407	9,119,205	9,828,249	10,361,621	10,972,562	13,503,280	14,127,697	13,750,998	15,766,702	14,548,370	137,245,417
Florists	29,229,125	45,548,967	57,749,797	36,709,069	38,014,207	39,972,959	38,743,594	33,452,142	37,780,494	35,763,881	35,062,163	52,109,719	28,756,477	479,663,455
Artists' supplies	20,158,443	21,393,313	25,258,765	21,049,544	21,367,784	21,974,575	21,853,998	25,169,812	27,989,068	25,169,812	26,091,604	31,433,687	20,031,185	288,836,213
Antiques, art & stamps/coins	27,660,468	28,590,950	34,180,476	32,249,298	32,671,580	35,710,359	34,265,496	30,316,951	38,181,257	37,571,059	38,150,783	40,813,208	30,047,373	412,748,790
Pawn shops	5,707,459	5,268,272	5,584,353	6,102,743	6,819,932	7,355,587	8,831,221	7,354,996	7,077,765	6,652,082	6,351,682	7,422,650	6,224,796	81,046,079
Gift shops	98,215,840	106,550,361	126,507,157	103,693,801	107,556,865	122,522,686	120,974,753	118,312,835	126,662,754	135,318,962	176,814,696	269,183,962	102,270,194	1,616,368,026
Secondhand shops	4,330,167	5,237,356	5,099,767	5,406,529	5,157,941	6,034,406	6,313,958	5,363,081	6,643,221	6,375,992	5,562,378	6,131,084	4,445,814	67,771,527
Luggage & leather goods	11,354,129	9,765,594	12,425,182	11,563,388	12,591,933	14,367,048	13,703,278	13,487,141	13,947,254	14,099,490	16,322,241	24,792,528	12,139,713	169,204,790
Pet shops	92,554,728	87,907,540	99,477,534	97,196,986	99,719,182	100,713,554	102,506,885	102,663,675	103,001,169	105,095,536	103,424,771	111,417,355	99,215,482	1,212,339,579
Religious goods	166,995	201,946	211,479	226,170	229,927	213,221	245,984	262,014	291,460					

Table 3D Card expenditure statistics (not seasonally adjusted)

Value of debit card transactions

## Total detailed sector breakdown - services sectors (not seasonally adjusted)

£	January 2015	February 2015	March 2015	April 2015	May 2015	June 2015	July 2015	August 2015	September 2015	October 2015	November 2015	December 2015	January 2016	Total (latest 12 months)
Auto rental	67,486,127	69,146,678	87,233,433	86,086,834	95,939,187	106,442,875	117,900,351	97,756,282	89,663,382	83,169,501	72,392,408	75,969,942	55,140,229	1,036,841,102
Auto parts & accessories	204,418,972	206,282,457	257,547,621	234,010,091	227,936,418	237,026,998	239,188,299	211,749,563	247,780,723	230,439,677	212,146,107	190,363,293	213,635,258	2,708,106,505
Auto services	61,833,325	62,718,217	73,893,083	70,535,944	72,261,703	76,664,423	79,262,425	72,394,990	78,077,606	74,987,146	72,660,018	72,755,433	68,446,935	874,657,923
Auto repair shops	586,095,288	581,762,863	803,736,716	666,374,257	655,841,924	660,448,930	672,649,182	602,343,168	731,300,600	656,546,460	588,473,084	497,873,661	610,130,967	7,727,481,812
Service stations	0	0	0	0	0	0	0	0	0	0	0	0	0	0
Vehicle sales	1,366,201,618	1,415,058,573	2,022,635,836	1,720,412,096	1,650,498,117	1,758,132,811	1,700,066,315	1,510,697,172	1,936,402,616	1,658,214,751	1,465,885,675	1,196,240,047	1,511,416,656	19,545,661,665
<b>Vehicle Sales &amp; Services</b>	<b>2,286,035,330</b>	<b>2,334,968,788</b>	<b>3,245,046,689</b>	<b>2,777,419,222</b>	<b>2,702,478,349</b>	<b>2,838,716,037</b>	<b>2,809,066,572</b>	<b>2,494,941,175</b>	<b>3,083,224,927</b>	<b>2,703,357,535</b>	<b>2,411,557,292</b>	<b>2,033,202,376</b>	<b>2,458,770,045</b>	<b>31,892,749,007</b>
Restaurants	1,199,071,466	1,268,259,712	1,482,874,372	1,426,487,259	1,534,239,265	1,450,766,307	1,503,982,500	1,568,603,403	1,497,852,694	1,597,884,000	1,584,157,683	1,686,981,713	1,427,366,593	18,029,455,501
Public houses	241,513,447	261,342,951	324,495,542	321,172,997	330,034,807	332,559,046	332,984,042	339,301,080	345,483,345	335,799,325	336,312,718	358,916,853	280,611,501	3,899,014,207
Catering services	70,160,395	74,186,653	84,829,305	85,676,156	90,531,410	93,742,832	101,420,083	94,695,327	91,972,162	95,609,938	90,620,130	100,673,008	76,717,395	1,080,674,399
Video stores	861,102	988,143	1,010,312	971,411	971,411	917,156	843,535	703,465	808,668	801,161	932,169	944,051	758,258	10,640,820
Cinema, theatre & dance	161,470,582	175,094,116	187,445,340	204,763,625	176,454,114	189,414,285	187,275,011	165,089,035	172,731,658	225,115,851	240,406,647	249,520,347	169,638,619	2,342,948,648
Concerts & entertainers	13,369,504	12,891,839	13,785,199	13,133,480	15,155,192	13,179,780	14,392,800	14,119,814	13,797,791	16,419,467	19,740,069	18,167,732	14,736,239	179,519,402
Tourist attractions	21,571,758	28,781,741	34,462,801	51,446,743	46,914,707	44,346,327	55,946,701	71,905,962	49,133,210	48,577,716	30,945,346	24,363,666	24,363,666	517,793,683
Amusement parks	2,906,274	4,626,200	5,715,839	12,551,440	11,810,551	9,699,541	11,965,117	17,819,058	9,339,565	9,363,866	5,443,457	4,273,113	3,527,599	106,135,346
Aquariums	2,201,013	3,785,262	4,468,267	7,898,043	6,547,231	5,813,445	7,627,372	11,846,686	6,905,013	6,659,759	3,011,981	2,829,882	2,443,010	69,835,951
Sports & games establishments	136,867,555	126,383,821	165,273,990	159,894,818	201,246,821	146,318,520	141,717,746	130,763,329	130,075,248	129,267,001	116,800,546	122,100,631	127,653,171	1,697,495,642
Professional sports clubs	12,644,536	12,011,429	14,157,280	15,881,779	17,897,121	12,696,261	13,886,308	12,137,782	14,673,372	15,097,079	10,596,463	9,838,781	11,982,126	160,855,781
Gambling	408,658,643	441,541,326	531,812,177	484,973,822	399,119,432	339,115,182	292,779,342	437,842,974	394,551,868	383,688,437	378,079,416	388,842,312	310,055,999	4,782,402,287
Personal services	18,415,247	18,467,595	22,115,860	20,197,872	20,366,499	21,428,268	21,528,264	18,660,303	20,271,468	19,486,800	19,600,567	20,920,505	18,754,126	241,798,127
Miscellaneous entertainment	27,680,804	32,180,332	39,280,858	43,518,759	41,957,775	33,162,918	39,768,427	45,710,795	35,825,249	36,234,085	29,131,923	28,335,317	32,333,787	437,440,225
<b>Entertainment</b>	<b>2,317,392,126</b>	<b>2,460,515,468</b>	<b>2,911,704,973</b>	<b>2,848,607,105</b>	<b>2,893,246,336</b>	<b>2,693,159,868</b>	<b>2,726,117,248</b>	<b>2,929,199,013</b>	<b>2,783,421,311</b>	<b>2,920,004,485</b>	<b>2,865,802,532</b>	<b>3,023,289,591</b>	<b>2,500,942,089</b>	<b>33,556,010,019</b>
Hotels	468,393,502	442,708,882	506,362,559	530,750,180	558,349,879	575,897,185	612,050,018	621,771,916	621,128,527	597,645,181	485,398,438	449,655,226	498,373,299	6,500,091,290
Airlines	564,976,244	462,564,085	541,135,869	510,143,908	522,686,373	531,715,854	537,064,654	473,874,703	492,336,011	450,053,667	360,906,111	321,739,869	567,410,637	5,771,631,741
Airport terminals	2,960,642	2,704,203	3,618,362	3,979,027	4,147,853	5,083,269	5,553,924	5,012,857	5,404,290	4,348,762	3,125,687	3,132,965	3,434,231	49,545,430
Railways	407,107,875	386,386,851	438,665,715	396,947,897	391,220,189	426,147,598	414,545,540	359,067,311	458,173,449	463,875,990	430,109,985	404,680,175	402,404,623	4,972,225,323
Buses	56,766,725	53,286,614	62,484,009	62,471,958	62,651,770	65,048,114	69,124,924	67,447,258	76,173,081	69,750,872	57,855,551	58,651,891	42,534,372	747,480,414
Sea travel	44,977,559	49,183,904	57,487,225	59,611,726	59,790,435	62,306,612	58,391,065	59,148,370	57,032,057	43,452,436	35,835,494	43,169,876	645,208,239	
Travel agents	1,158,853,750	1,098,736,149	1,340,546,321	1,285,291,863	1,437,602,683	1,337,348,558	1,246,592,721	1,037,596,059	954,499,311	905,377,013	729,153,524	675,864,911	1,176,972,094	13,225,581,207
Timeshares	851,515	661,010	650,897	597,828	573,060	563,181	556,803	530,570	596,746	588,338	566,287	683,916	969,049	7,537,681
Camping grounds	62,565,070	71,460,829	104,151,753	103,073,672	116,519,186	124,211,020	133,103,349	123,508,319	98,059,091	95,482,818	86,884,053	53,894,333	75,110,699	1,185,459,122
Miscellaneous travel	54,421,077	58,191,950	72,453,366	74,135,727	81,065,900	96,765,824	99,903,206	88,116,982	90,680,366	94,819,717	89,618,922	88,132,651	85,308,905	1,019,193,516
<b>Travel</b>	<b>2,353,480,457</b>	<b>2,183,175,595</b>	<b>2,621,193,517</b>	<b>2,496,253,606</b>	<b>2,676,257,449</b>	<b>2,649,190,030</b>	<b>2,564,836,186</b>	<b>2,214,302,429</b>	<b>2,235,721,384</b>	<b>2,141,329,234</b>	<b>1,801,672,556</b>	<b>1,642,616,205</b>	<b>2,397,314,482</b>	<b>27,623,862,673</b>
Telegraph services / Wire transfer money order	69,655,661	87,401,366	98,656,348	97,648,540	107,696,201	107,815,304	110,392,543	110,023,985	99,594,634	106,776,100	115,137,886	105,666,260	59,589,032	1,206,398,199
Insurance services	599,113,232	586,588,341	759,662,939	686,051,094	654,881,529	684,860,933	716,678,643	658,038,490	732,162,840	699,802,824	627,728,542	548,966,344	540,099,025	7,895,521,544
FIs - cash disbursements (auto & manual)	7,807,402	8,693,333	11,832,346	12,045,179	15,260,933	17,685,126	22,989,258	19,305,087	15,775,030	12,189,468	9,017,948	9,762,591	15,515,744	170,072,043
FIs - merchandise & services	3,074,788,592	2,839,218,712	3,510,917,823	3,388,463,046	3,203,273,478	3,201,483,181	3,306,570,602	3,162,958,040	3,381,521,026	3,464,467,223	3,359,384,619	3,559,440,136	3,435,222,143	39,812,920,029
Non-FIs - foreign currency, travellers' cheques	273,705,798	307,546,478	403,276,194	356,236,256	427,472,174	512,677,087	676,327,376	520,762,748	433,514,766	393,072,549	278,952,460	276,980,999	297,998,388	4,884,817,475
Security brokers and dealers	571,545,307	519,933,015	1,056,984,874	1,289,453,033	611,988,254	596,430,322	632,458,783	670,705,068	520,637,410	457,001,248	476,949,945	443,422,508	568,747,529	7,844,711,989
Tax preparation services	259,361	207,896	246,991	180,222	222,761	178,480	194,720	133,437	190,233	178,000	163,084	196,763	255,762	2,375,030
Tax payments	1,046,464,817	839,435,134	309,443,927	260,635,782	253,302,688	267,403,716	513,182,417	374,417,590	402,270,367	487,365,495	514,723,778	659,853,595	1,900,681,551	6,782,716,040
Fines, bail and bond payments	38,245,796	37,102,140	40,415,407	38,084,814	39,755,391	37,926,934	40,403,653	37,629,054	38,233,247	40,780,453	37,088,186	35,691,134	37,941,443	461,051,856
Miscellaneous financial	20,150,927	20,676,743	25,174,558	25,841,940	26,009,268	24,382,635	25,104,106	25,752,296	28,477,640	27,455,922	25,333,006	20,752,225	22,077,721	297,038,060
<b>Financial</b>	<b>5,701,736,893</b>	<b>5,246,803,158</b>	<b>6,216,611,407</b>	<b>6,154,639,906</b>	<b>5,339,862,677</b>	<b>5,450,843,718</b>	<b>6,044,302,101</b>	<b>5,579,725,795</b>	<b>5,652,377,193</b>	<b>5,689,115,963</b>	<b>5,444,479,454</b>	<b>5,660,732,555</b>	<b>6,878,128,338</b>	<b>69,357,622,265</b>

Table 3D Card expenditure statistics (not seasonally adjusted)

Value of debit card transactions

## Total detailed sector breakdown - services sectors (continued, not seasonally adjusted)

£	January 2015	February 2015	March 2015	April 2015	May 2015	June 2015	July 2015	August 2015	September 2015	October 2015	November 2015	December 2015	January 2016	Total (latest 12 months)
Telecoms	371,069,101	322,437,897	369,775,651	339,079,060	355,579,852	337,849,422	352,968,220	352,076,795	366,712,073	388,714,105	361,238,519	380,344,138	367,704,928	4,294,480,660
Utilities	258,762,012	260,189,232	329,044,668	293,119,381	272,993,260	264,789,042	256,132,632	222,325,292	248,850,628	251,005,608	227,891,741	248,577,964	282,156,555	3,157,076,003
Contractors (residential & commercial)	156,827,656	162,504,839	186,259,010	177,617,982	173,690,832	193,759,445	196,562,448	177,253,122	216,455,656	217,999,627	211,685,736	179,405,124	177,156,014	2,270,349,835
Gardening services	4,936,708	5,818,499	8,533,939	10,350,714	10,139,673	10,106,773	8,441,852	6,954,786	7,201,912	6,652,579	5,932,047	5,765,980	4,297,928	90,196,682
Veterinary services	107,528,673	101,452,828	115,255,844	112,789,765	112,619,178	120,286,310	128,829,815	120,285,954	126,751,192	127,417,778	119,442,841	117,524,697	118,537,102	1,421,193,304
Photocopying & printing	29,664,582	28,923,171	32,187,940	30,344,140	29,927,845	31,748,306	30,731,267	27,582,593	33,444,172	33,488,824	35,054,501	30,887,395	24,182,336	368,502,490
Photographic studios	11,115,400	12,018,609	14,511,667	13,822,284	15,699,462	17,626,121	19,796,596	14,509,929	16,216,480	21,958,706	23,620,167	20,388,057	11,022,287	201,190,365
Beauty & barber shops	185,617,761	196,546,085	229,581,715	219,892,169	229,859,569	234,244,210	245,102,859	218,999,175	233,985,573	238,700,701	235,641,406	289,533,499	193,718,256	2,765,805,217
Employment agencies	1,683,469	1,544,912	1,754,491	1,644,607	1,571,930	1,671,680	1,699,110	1,418,238	1,463,026	1,428,999	1,356,740	1,068,338	1,416,140	18,038,211
Counselling services	6,858,643	6,181,017	6,699,237	6,143,816	6,450,585	6,800,723	6,881,874	6,319,740	6,707,285	6,701,778	6,696,256	6,633,809	7,576,484	79,792,604
Legal services	76,116,977	76,973,651	93,482,241	82,693,466	82,074,390	95,341,993	95,010,888	85,309,945	93,382,860	95,514,417	90,133,685	78,571,329	81,150,647	1,049,639,512
Laundry & cleaning	12,360,399	11,624,806	13,265,791	13,212,138	13,700,883	15,166,822	15,241,061	13,532,938	15,477,467	15,691,321	14,865,961	13,271,552	13,249,049	168,299,789
Funeral services	50,568,037	51,436,670	58,261,530	49,427,209	45,447,373	48,679,676	48,449,736	43,471,055	48,210,447	52,822,267	51,201,449	47,099,970	53,986,932	598,494,314
Medical services	262,409,139	266,104,767	305,622,470	279,710,453	275,029,602	303,244,936	305,972,885	263,776,969	309,248,578	314,211,978	304,972,250	267,456,695	288,944,577	3,484,296,160
Moving & courier services	34,488,340	33,232,750	37,941,458	36,560,835	37,287,565	42,713,374	45,119,382	40,495,030	43,875,786	42,511,237	41,233,869	39,248,986	35,197,069	475,417,341
Repair shops (not auto)	23,338,756	22,370,483	27,580,853	24,429,983	25,070,328	24,274,445	27,732,809	25,985,955	27,748,253	27,523,622	31,283,971	27,848,424	14,343,549	306,192,675
Accounting services	18,179,082	15,197,504	16,276,184	13,844,431	13,551,148	15,229,121	15,363,240	14,094,359	16,102,772	15,700,231	15,396,706	15,078,200	19,286,276	185,120,172
Advertising, consultancy & PR	10,380,962	10,512,238	12,014,949	11,459,352	11,155,921	12,557,125	12,351,328	11,288,011	13,327,752	12,724,086	11,807,665	10,023,046	11,103,718	140,325,191
Computer programming	37,284,610	34,688,696	38,674,661	35,029,030	35,732,501	37,107,796	36,706,691	34,445,173	39,129,832	40,065,589	37,739,394	36,389,929	32,189,931	437,899,223
Farming services	22,869,432	21,472,663	24,153,642	25,031,472	24,540,976	26,814,445	26,881,019	25,746,365	27,417,211	29,391,127	26,694,249	25,811,342	25,463,376	309,417,887
Miscellaneous professional services	679,347,601	621,467,100	742,282,335	763,311,767	641,229,567	615,227,139	624,812,045	587,506,676	680,752,785	607,740,148	558,779,944	520,435,321	614,652,032	7,578,196,859
Engineering services	17,216,126	18,318,895	21,312,670	20,037,824	19,457,001	22,493,945	22,105,425	19,163,854	20,848,007	21,242,131	19,841,584	17,005,391	16,959,337	238,786,064
Marina services	8,863,504	9,162,519	15,384,776	16,106,954	15,370,403	16,948,324	16,583,052	14,821,153	13,263,533	11,193,479	8,232,568	7,455,813	9,364,882	153,887,456
Wrecking & salvage yards	1,493,479	1,493,117	1,882,800	1,918,903	1,841,473	1,984,864	2,069,273	1,715,937	1,857,689	1,976,810	1,800,915	1,363,139	1,576,250	21,481,170
Pest control	798,099	751,949	894,304	892,994	853,531	1,032,640	1,120,113	949,954	1,023,504	1,043,060	902,037	794,114	876,167	11,134,367
Educational establishments	600,615,992	270,258,209	229,102,894	356,643,370	237,364,841	189,927,450	186,089,149	277,438,371	1,071,243,062	808,239,824	305,453,165	216,549,442	554,687,709	4,702,997,486
Child care services	15,672,777	14,618,602	16,681,569	15,486,670	14,905,148	16,228,450	16,438,477	13,922,617	16,656,220	16,453,305	15,574,682	13,936,731	16,186,318	187,088,789
Social, political & religious organisations	100,789,272	94,401,993	129,581,044	124,717,180	124,427,810	194,091,213	215,389,002	186,064,952	216,275,035	229,073,141	188,239,375	192,596,677	186,361,676	2,081,219,099
Government services	6,693,516,793	3,168,497,748	2,817,964,701	2,791,280,069	2,783,085,667	2,306,854,028	2,364,077,268	2,042,367,066	2,011,331,661	2,002,403,353	1,776,733,120	1,678,449,214	2,033,118,787	27,776,162,682
Miscellaneous services	587,707,183	506,926,582	626,128,994	575,728,396	505,786,917	649,573,793	640,653,103	396,834,909	445,001,049	443,808,591	405,591,289	446,413,962	432,761,575	6,075,209,161
Commercial equipment	141,219,411	139,039,443	162,316,243	158,040,914	158,787,884	168,921,352	169,190,677	153,329,942	180,866,106	176,104,870	163,481,277	142,175,093	147,381,010	1,919,634,811
Other services	10,529,299,976	6,486,167,474	6,684,410,271	6,600,367,328	6,275,233,115	6,023,294,963	6,134,503,296	5,399,986,855	6,550,816,577	6,259,828,094	5,294,769,789	5,081,538,918	5,776,608,897	72,567,525,577
<b>Total services</b>	<b>23,656,338,284</b>	<b>19,154,339,365</b>	<b>22,185,329,416</b>	<b>21,408,037,347</b>	<b>20,445,427,805</b>	<b>20,231,101,801</b>	<b>20,890,875,421</b>	<b>19,239,927,183</b>	<b>20,926,689,919</b>	<b>20,311,280,492</b>	<b>18,303,680,061</b>	<b>17,891,034,871</b>	<b>20,510,137,150</b>	<b>241,497,860,831</b>
<b>TOTAL</b>	<b>38,112,235,705</b>	<b>33,081,623,487</b>	<b>38,667,556,956</b>	<b>37,306,861,635</b>	<b>36,627,048,779</b>	<b>37,059,068,884</b>	<b>37,630,213,569</b>	<b>34,846,817,747</b>	<b>37,846,851,451</b>	<b>37,248,294,714</b>	<b>36,625,356,517</b>	<b>38,753,779,215</b>	<b>35,260,535,484</b>	<b>440,954,008,438</b>

Table 4A Online card expenditure statistics (not seasonally adjusted)

Number of credit card transactions

**E-commerce detailed sector breakdown - retail sectors (not seasonally adjusted)**

Historical data located in hidden columns

	January 2015	February 2015	March 2015	April 2015	May 2015	June 2015	July 2015	August 2015	September 2015	October 2015	November 2015	December 2015	January 2016	Total (latest 12 months)
Supermarkets	2,314,008	2,088,181	2,573,682	2,278,517	2,413,562	2,587,104	2,589,036	2,548,853	2,658,774	2,499,795	3,075,205	3,117,547	2,355,509	30,785,765
Bakers & dairies	8,697	9,588	12,076	9,134	10,635	11,460	11,172	10,686	10,566	10,515	11,849	15,828	9,044	132,553
Sweet stores	11,416	14,215	36,888	17,245	13,291	29,587	27,351	27,729	13,859	17,842	40,530	67,852	11,336	317,725
Miscellaneous foodstores	345,064	339,912	383,601	349,469	357,600	364,323	358,244	331,810	382,958	394,181	434,252	448,580	383,646	4,528,576
Off-licences	36,393	37,451	44,036	42,112	49,944	73,792	59,447	50,178	54,023	63,313	97,418	157,963	19,508	749,185
<b>Food &amp; drink</b>	<b>2,775,578</b>	<b>2,489,347</b>	<b>3,052,283</b>	<b>2,698,477</b>	<b>2,845,032</b>	<b>3,066,265</b>	<b>3,045,250</b>	<b>2,969,256</b>	<b>3,120,180</b>	<b>2,855,646</b>	<b>3,659,254</b>	<b>3,807,770</b>	<b>2,779,043</b>	<b>36,513,804</b>
Department stores	1,056,988	741,973	837,014	911,496	903,819	944,666	942,898	807,476	834,302	915,643	1,731,279	1,997,956	1,073,257	12,641,779
Discount stores	122,538	106,500	126,351	127,500	133,959	161,033	190,597	181,168	195,970	229,638	432,197	507,372	244,116	2,636,401
Catalogues	12,286,211	10,689,418	13,838,371	15,258,058	15,213,104	14,419,506	14,424,175	14,423,733	19,849,651	18,404,041	21,978,963	15,432,999	17,586,222	191,518,241
Miscellaneous mixed	229,447	208,648	247,453	182,700	198,830	239,268	228,493	200,505	209,903	205,401	265,690	276,905	154,658	2,618,454
<b>Mixed business</b>	<b>13,695,184</b>	<b>11,746,539</b>	<b>15,049,189</b>	<b>16,479,574</b>	<b>16,449,712</b>	<b>15,764,472</b>	<b>15,786,163</b>	<b>15,612,882</b>	<b>21,089,626</b>	<b>19,754,723</b>	<b>24,408,129</b>	<b>18,215,232</b>	<b>19,058,253</b>	<b>209,414,875</b>
Men's clothing	91,010	52,989	52,271	52,314	58,128	84,377	99,608	73,987	71,975	85,215	108,049	151,889	125,975	1,016,557
Women's clothing	652,918	507,205	612,013	617,715	674,930	682,737	705,600	548,373	701,785	733,323	1,011,901	1,152,460	722,551	8,670,593
Family clothing	2,703,938	2,125,537	2,604,355	2,662,035	2,546,921	2,799,341	2,857,326	2,521,839	2,498,993	2,606,094	3,345,872	3,659,510	2,209,871	32,437,694
Miscellaneous clothing	134,055	113,370	138,197	137,313	147,776	165,311	139,276	161,561	155,263	139,247	183,247	135,400	90,922	1,709,199
Shoe shops	235,256	139,776	148,286	176,037	158,139	181,291	183,368	154,400	165,971	177,169	269,812	308,225	222,868	2,285,342
<b>Clothing</b>	<b>3,817,177</b>	<b>2,938,877</b>	<b>3,555,122</b>	<b>3,645,414</b>	<b>3,579,681</b>	<b>3,913,057</b>	<b>3,993,678</b>	<b>3,437,855</b>	<b>3,600,285</b>	<b>3,757,064</b>	<b>4,918,881</b>	<b>5,407,284</b>	<b>3,372,187</b>	<b>46,119,385</b>
Furniture stores	212,859	162,011	182,697	168,091	172,149	169,548	176,108	165,675	165,197	171,863	196,195	162,021	125,975	1,016,557
Household appliance stores	305,714	266,244	303,744	257,738	262,292	275,388	286,035	278,382	280,172	301,930	346,407	312,755	249,878	3,420,965
Electronic stores	277,076	216,475	222,706	210,111	201,300	217,543	229,920	225,669	238,906	251,152	413,697	426,446	271,799	3,125,724
DIY stores	345,981	327,643	380,506	368,943	371,377	373,191	387,767	385,437	402,870	423,576	465,769	388,848	404,342	4,680,269
Floor covering stores	20,110	19,480	22,009	18,793	18,794	20,211	20,293	19,514	19,860	21,756	24,580	15,811	17,375	238,476
Garden centres	95,010	117,676	168,226	185,446	143,614	126,913	119,068	128,082	121,449	112,687	109,008	98,953	86,055	1,517,177
Miscellaneous household	154,020	112,571	144,428	129,703	130,084	145,108	153,316	133,967	151,922	165,155	246,154	234,999	188,065	1,936,472
<b>Household</b>	<b>1,410,770</b>	<b>1,222,100</b>	<b>1,424,316</b>	<b>1,338,825</b>	<b>1,299,610</b>	<b>1,327,902</b>	<b>1,372,507</b>	<b>1,336,726</b>	<b>1,380,376</b>	<b>1,448,119</b>	<b>1,801,810</b>	<b>1,639,833</b>	<b>1,402,075</b>	<b>16,994,199</b>
Books, newspapers & magazines	263,559	234,751	254,135	216,829	214,960	246,735	240,117	238,194	266,309	293,307	381,225	340,021	231,807	3,158,390
Record shops	34,912	32,979	36,230	31,530	31,777	1,086,371	2,450,962	2,244,336	3,072,800	3,922,873	49,701	58,132	35,718	13,053,409
Music shops	57,897	51,896	54,613	47,228	46,932	51,583	50,363	48,845	56,239	57,103	65,435	80,806	54,312	665,355
Hobbies, toys & games	96,751	81,583	87,001	77,502	78,874	87,241	87,316	84,011	106,844	115,121	227,654	206,845	79,327	1,319,319
Photographic	39,483	34,895	40,056	35,202	38,175	39,209	40,280	38,098	38,864	41,185	50,987	55,170	27,290	479,411
Handicraft	16,502	15,704	16,324	13,652	12,684	14,255	14,275	14,583	14,471	14,507	18,655	16,455	17,289	182,854
Sports shops	858,390	635,720	752,284	739,452	732,110	793,386	807,666	802,245	811,870	818,572	1,091,614	1,258,965	528,404	9,772,288
Jewellers	76,938	61,267	62,138	50,418	48,659	58,067	59,832	49,701	46,435	48,115	88,324	133,637	56,111	762,704
Computer software	140,553	118,510	131,127	114,536	109,169	126,603	126,086	112,770	113,045	111,486	120,676	130,988	127,560	1,441,656
Medical goods	3,665	3,484	4,334	3,845	3,697	4,140	4,200	4,098	4,056	6,479	7,461	6,656	6,910	59,340
Chemists	148,434	117,661	142,313	131,869	136,169	144,476	146,394	144,443	144,275	152,440	237,782	314,501	144,744	1,957,067
Optical goods	48,032	45,488	52,625	49,957	47,085	55,015	54,885	54,028	54,028	49,431	51,887	47,706	48,990	612,995
Cosmetic stores	189,473	166,406	191,618	174,509	180,191	187,158	185,946	189,882	207,683	224,448	344,443	399,543	141,563	2,593,390
Tobacconists	11,800	10,137	11,677	11,437	11,480	12,367	12,277	12,606	14,029	13,869	14,859	17,247	20,061	162,046
Florists	52,934	78,605	113,842	43,828	77,374	85,114	86,751	85,086	83,291	78,679	83,796	162,154	67,662	1,046,182
Artists' supplies	49,288	47,533	50,983	39,282	41,600	46,481	44,533	42,328	43,685	49,964	69,172	51,416	47,755	574,732
Antiques, art & stamps/coins	16,918	13,888	14,728	12,513	12,748	12,783	13,252	12,830	14,195	13,950	17,227	22,101	14,561	174,776
Pawn shops	22	16	25	16	18	25	25	57	61	49	67	81	59	498
Gift shops	307,531	342,283	420,783	282,082	305,672	414,880	353,610	336,486	360,589	399,390	565,752	770,211	320,610	4,871,348
Secondhand shops	1,328	976	1,079	922	1,591	1,027	1,591	832	1,027	1,357	929	717	842	22,365
Luggage & leather goods	6,099	4,202	4,253	3,533	3,795	4,642	4,906	4,406	4,121	4,261	7,156	9,001	6,386	60,662
Pet shops	116,443	104,799	124,672	119,899	122,133	123,498	127,049	97,946	107,256	110,011	122,146	109,676	103,418	1,372,503
Religious goods	787	902	1,339	1,499	1,681	1,806	2,309	1,998	1,304	1,408	1,119	1,251	921	17,537
Direct sales	1,539,055	1,406,473	1,636,601	1,441,540	1,425,147	1,412,136	1,389,853	1,249,456	1,377,555	1,481,735	1,538,980	1,372,881	1,056,251	16,788,608
Miscellaneous & speciality shops	2,549,017	2,290,641	2,602,161	2,390,420	2,538,139	2,549,601	2,544,109	2,490,022	2,537,568	2,692,847	3,133,323	3,099,633	2,678,453	31,546,917
<b>Other retail</b>	<b>6,625,360</b>	<b>5,901,131</b>	<b>6,815,624</b>	<b>6,033,600</b>	<b>6,221,348</b>	<b>7,559,551</b>	<b>8,649,600</b>	<b>8,359,144</b>	<b>9,481,930</b>	<b>10,702,257</b>	<b>8,290,370</b>	<b>8,664,894</b>	<b>5,817,004</b>	<b>92,696,353</b>
Automotive Fuels	1,652	1,318	2,913	955	906	972	849	779	696	811	832	1,334	1,602	13,967
<b>Total retail sales</b>	<b>28,265,721</b>	<b>24,299,312</b>	<b>29,897,447</b>	<b>30,194,925</b>	<b>30,396,289</b>	<b>31,632,221</b>	<b>33,048,047</b>	<b>31,716,642</b>	<b>38,673,293</b>	<b>38,648,620</b>	<b>43,079,276</b>	<b>37,736,347</b>	<b>32,430,164</b>	<b>401,752,583</b>



Table 4A Online card expenditure statistics (not seasonally adjusted)

Number of credit card transactions

## E-commerce detailed sector breakdown - services sectors (not seasonally adjusted)

	January 2015	February 2015	March 2015	April 2015	May 2015	June 2015	July 2015	August 2015	September 2015	October 2015	November 2015	December 2015	January 2016	Total (latest 12 months)
Auto rental	488,359	456,435	558,182	558,606	592,513	609,165	645,050	605,536	573,677	505,365	435,117	448,345	69,672	6,057,663
Auto parts & accessories	78,775	75,627	93,022	88,060	87,206	92,860	95,694	89,369	83,827	84,525	84,903	81,547	82,307	1,038,947
Auto services	209,514	213,677	249,736	224,688	226,050	232,160	238,261	230,543	257,640	247,279	230,219	188,430	262,460	2,801,143
Auto repair shops	34,229	29,926	36,338	33,185	33,522	32,431	34,169	33,594	37,358	33,928	33,368	32,194	36,945	406,958
Service stations	0	0	0	0	0	0	0	0	0	0	0	0	0	0
Vehicle sales	17,414	16,475	21,890	19,424	18,683	19,288	19,628	17,696	16,797	15,353	15,334	14,300	14,238	209,106
<b>Vehicle Sales &amp; Services</b>	<b>828,291</b>	<b>792,140</b>	<b>959,168</b>	<b>923,963</b>	<b>957,974</b>	<b>985,904</b>	<b>1,032,802</b>	<b>976,738</b>	<b>969,299</b>	<b>886,450</b>	<b>798,941</b>	<b>764,816</b>	<b>468,622</b>	<b>10,513,817</b>
Restaurants	630,142	651,823	760,846	673,712	741,054	679,950	685,362	709,435	707,967	743,167	811,577	781,781	724,970	8,671,644
Public houses	8,381	7,676	7,784	7,119	7,580	7,793	7,798	7,680	8,177	9,163	9,914	12,252	9,030	101,966
Catering services	53,395	47,464	55,597	46,037	47,834	53,896	51,838	47,337	56,696	54,583	54,953	47,151	44,081	607,467
Video stores	241,019	389,348	267,769	263,475	193,574	29,253	30,907	26,778	26,586	26,730	29,061	24,565	21,664	1,329,710
Cinema, theatre & dance	1,053,866	1,066,131	1,103,058	939,622	986,202	1,087,978	1,044,710	977,948	1,014,831	1,327,644	1,557,920	1,570,117	1,057,078	13,733,239
Concerts & entertainers	114,114	96,396	108,702	107,917	120,584	110,373	110,383	104,698	107,183	129,808	183,912	175,317	113,522	1,468,795
Tourist attractions	96,502	116,756	155,114	180,170	178,732	169,872	192,561	203,533	182,465	184,504	122,128	117,559	98,448	1,901,842
Amusement parks	2,102	4,900	5,364	10,351	8,834	7,328	7,750	11,970	5,965	8,309	6,001	6,361	2,499	85,632
Aquariums	1,594	2,921	5,670	6,012	5,670	6,012	5,670	6,457	4,074	4,122	2,554	3,492	4,893	47,893
Sports & games establishments	3,843,374	2,744,675	3,197,843	2,707,145	2,850,290	1,992,000	369,202	348,872	345,599	349,746	339,742	378,362	375,911	15,999,387
Professional sports clubs	34,225	22,981	29,488	34,224	26,070	25,036	32,703	26,390	22,310	27,020	22,658	23,372	26,035	318,287
Gambling	4,987,538	4,385,658	5,413,363	4,977,999	4,736,942	5,360,888	5,365,559	5,306,511	5,168,619	4,778,459	5,302,462	5,075,207	4,610,495	60,482,162
Personal services	78,652	68,076	76,939	69,587	69,946	76,886	75,819	74,596	89,400	76,704	86,925	82,136	68,197	915,205
Miscellaneous entertainment	87,782	85,642	95,055	101,284	103,275	107,101	123,568	124,383	96,521	104,329	90,667	88,725	109,011	1,232,561
<b>Entertainment</b>	<b>11,032,686</b>	<b>9,690,097</b>	<b>11,282,843</b>	<b>10,124,312</b>	<b>10,076,929</b>	<b>9,711,921</b>	<b>8,102,735</b>	<b>7,976,588</b>	<b>7,836,393</b>	<b>7,824,288</b>	<b>8,620,474</b>	<b>8,386,397</b>	<b>7,262,813</b>	<b>106,895,790</b>
<b>Hotels</b>	<b>558,728</b>	<b>495,939</b>	<b>554,578</b>	<b>477,716</b>	<b>499,820</b>	<b>509,551</b>	<b>504,807</b>	<b>485,420</b>	<b>511,204</b>	<b>497,161</b>	<b>455,259</b>	<b>384,698</b>	<b>505,307</b>	<b>5,881,460</b>
Airlines	1,448,491	1,235,140	1,382,051	1,321,232	1,316,613	1,327,115	1,285,708	1,276,385	1,500,969	1,347,540	1,131,608	994,751	1,523,097	15,642,209
Airport terminals	11,879	11,965	14,269	14,471	15,448	13,925	14,252	13,752	13,724	13,342	10,334	8,751	12,914	157,147
Railways	677,046	629,751	728,899	648,530	653,009	730,549	705,147	630,288	792,503	768,155	689,341	524,932	678,645	8,179,729
Buses	390,663	363,844	431,195	434,467	463,981	459,922	489,708	472,774	523,372	521,378	442,685	439,709	231,013	5,274,048
Sea travel	59,688	62,520	73,856	70,318	76,980	82,933	87,792	77,150	61,530	59,773	49,423	43,449	49,332	795,056
Travel agents	1,061,000	925,137	1,069,956	993,962	983,102	898,770	880,045	848,994	1,583,781	1,416,673	1,296,335	1,291,623	1,235,249	13,423,627
Timeshares	25,431	18,971	18,299	15,506	14,509	14,255	14,648	14,418	14,753	15,269	11,835	12,786	18,179	183,428
Camping grounds	49,691	51,836	55,589	55,991	58,416	49,991	56,817	46,133	27,496	22,079	16,620	13,291	44,074	498,333
Miscellaneous travel	329,229	322,468	413,607	369,143	407,032	410,314	444,203	418,634	409,372	399,154	359,617	338,230	160,949	4,452,723
<b>Travel</b>	<b>4,053,118</b>	<b>3,621,632</b>	<b>4,187,721</b>	<b>3,923,620</b>	<b>3,989,090</b>	<b>3,987,774</b>	<b>3,978,320</b>	<b>3,798,508</b>	<b>4,927,500</b>	<b>4,563,363</b>	<b>4,007,798</b>	<b>3,667,522</b>	<b>3,953,452</b>	<b>48,606,300</b>
Telegraph services / Wire transfer money order	26,503	33,407	38,478	37,915	38,954	37,645	39,854	33,789	36,332	41,152	43,713	47,508	37,771	466,518
Insurance services	337,160	329,668	415,821	359,961	378,683	417,195	439,331	423,832	459,553	390,925	369,973	343,838	305,107	4,633,887
FIs - cash disbursements (auto & manual)	400	477	712	599	701	766	929	802	598	548	405	491	442	7,470
FIs - merchandise & services	150,675	139,644	173,522	156,478	157,707	162,569	155,279	140,460	137,336	138,786	153,253	154,223	101,432	1,770,689
Non-FIs - foreign currency, travellers' cheques	16,338	19,349	25,501	20,782	25,572	25,478	31,442	25,608	22,697	19,280	15,092	13,765	45,133	289,699
Security brokers and dealers	109,434	72,966	83,257	71,000	55,618	47,835	51,610	55,677	47,824	45,194	44,452	48,586	25,759	649,778
Tax preparation services	7	7	10	9	12	11	10	10	7	7	14	8	15	120
Tax payments	3,855	1,013	15,516	13,334	12,036	15,526	15,508	15,508	17,313	19,276	19,097	20,047	67,033	231,207
Fines, bail and bond payments	24,437	22,968	26,787	25,110	26,582	24,132	20,251	19,748	18,804	19,317	18,177	17,639	18,103	257,618
Miscellaneous financial	5,839	4,951	5,921	5,953	6,542	6,572	6,109	6,388	6,513	6,324	8,349	7,962	7,750	79,334
<b>Financial</b>	<b>674,648</b>	<b>624,450</b>	<b>785,525</b>	<b>691,141</b>	<b>702,407</b>	<b>737,729</b>	<b>760,323</b>	<b>721,822</b>	<b>746,977</b>	<b>680,809</b>	<b>672,525</b>	<b>654,067</b>	<b>608,545</b>	<b>8,386,320</b>

Table 4A Online card expenditure statistics (not seasonally adjusted)

Number of credit card transactions

## E-commerce detailed sector breakdown - services sectors (continued, not seasonally adjusted)

	January 2015	February 2015	March 2015	April 2015	May 2015	June 2015	July 2015	August 2015	September 2015	October 2015	November 2015	December 2015	January 2016	Total (latest 12 months)
Telecoms	456,248	399,643	450,747	414,403	423,022	450,267	471,956	467,290	496,504	481,180	453,282	440,945	403,730	5,352,969
Utilities	229,313	214,951	270,854	227,717	229,367	236,741	244,371	228,193	249,974	246,515	211,075	204,217	211,050	2,775,025
Contractors (residential & commercial)	27,006	26,154	29,535	27,317	26,103	28,223	28,768	27,650	29,796	29,827	30,566	23,557	27,929	335,425
Gardening services	1,994	2,901	6,380	7,746	6,777	5,808	5,101	4,482	3,321	2,762	2,323	1,962	1,629	51,192
Veterinary services	17,507	16,387	18,658	17,462	17,355	19,703	19,762	19,819	20,992	21,201	21,028	20,229	21,337	233,933
Photocopying & printing	226,207	187,205	207,010	179,278	185,789	188,276	183,554	191,793	204,979	220,659	281,076	315,915	174,028	2,519,562
Photographic studios	31,592	17,989	30,596	34,895	45,898	32,279	35,620	27,304	45,133	69,313	75,543	35,026	12,602	462,198
Beauty & barber shops	93,411	76,656	89,115	77,987	77,452	81,187	87,002	78,828	77,386	80,606	128,068	126,098	58,102	1,038,487
Employment agencies	1,371	1,329	1,497	1,370	1,270	1,377	1,271	1,222	1,299	1,236	1,154	907	1,387	15,319
Counselling services	756	683	716	560	689	792	818	999	911	798	819	690	1,105	9,580
Legal services	4,764	5,134	6,699	4,862	4,604	6,608	6,685	6,371	5,120	5,119	4,799	3,907	5,163	65,071
Laundry & cleaning	2,051	1,923	2,158	1,859	2,315	2,202	2,272	1,914	3,567	3,713	2,987	2,158	2,753	29,821
Funeral services	607	675	1,087	1,202	1,354	902	905	916	1,005	649	645	496	515	10,351
Medical services	66,678	60,626	68,270	62,747	60,811	64,082	66,374	65,707	74,930	68,727	67,180	64,269	72,174	795,897
Moving & courier services	136,526	123,284	134,588	129,615	129,069	134,603	136,363	128,892	131,838	138,112	144,887	151,695	126,547	1,609,493
Repair shops (not auto)	10,386	9,762	10,577	9,570	8,462	10,435	10,437	10,216	11,166	10,338	13,012	14,157	10,672	128,804
Accounting services	7,799	6,572	7,902	5,877	5,160	5,566	5,798	7,498	9,723	7,192	6,097	6,396	7,417	81,198
Advertising, consultancy & PR	33,642	34,356	41,783	38,338	36,340	178,394	179,031	171,974	201,902	192,516	197,862	184,806	174,558	1,631,860
Computer programming	1,329,929	1,178,953	1,333,901	1,193,279	1,267,969	1,332,685	1,355,164	1,263,333	1,390,789	1,487,252	1,979,656	2,307,578	1,495,162	17,585,721
Farming services	5,285	5,027	6,117	5,388	6,497	7,210	6,697	5,703	6,275	5,636	6,109	6,637	5,705	73,001
Miscellaneous professional services	456,474	385,654	474,424	419,454	424,563	451,838	434,898	409,667	447,570	442,423	436,213	381,623	358,789	5,067,116
Engineering services	6,507	6,214	6,796	6,003	5,803	6,500	6,481	6,247	5,814	6,974	7,576	9,171	6,258	79,837
Marina services	5,651	5,633	8,163	9,406	9,393	9,550	10,227	9,610	6,841	7,043	6,095	5,669	4,245	91,875
Wrecking & salvage yards	1,262	187	1,498	1,298	1,036	1,474	1,479	1,486	334	183	171	108	114	9,368
Pest control	1,126	967	1,212	1,319	1,291	1,259	1,240	1,224	849	928	999	741	853	12,882
Educational establishments	602,727	443,378	555,259	453,109	458,856	525,856	397,427	288,385	701,590	604,789	620,383	477,962	603,746	6,130,740
Child care services	1,538	1,584	1,862	1,533	1,705	1,824	2,030	2,018	2,030	2,176	2,106	1,779	2,032	22,679
Social, political & religious organisations	587,000	528,207	752,099	768,205	737,385	674,443	689,260	716,924	743,330	604,810	597,534	678,465	598,774	8,089,436
Government services	1,245,154	1,225,952	1,384,596	1,340,230	1,329,917	1,334,373	1,330,240	1,313,297	1,349,535	1,252,506	1,151,022	1,067,575	5,284,457	19,363,700
Miscellaneous services	278,592	266,705	363,744	383,652	343,502	347,224	344,308	321,988	390,186	357,870	342,306	337,324	315,397	4,114,206
Commercial equipment	244,260	214,355	236,672	215,891	206,467	227,742	234,136	218,439	203,444	200,236	210,501	169,869	163,603	2,501,355
Other services	6,113,363	5,449,046	6,504,515	6,041,572	6,056,221	6,369,423	6,299,675	5,999,399	6,818,133	6,553,289	7,003,074	7,041,931	10,151,833	80,288,101
<b>Total services</b>	<b>23,260,834</b>	<b>20,673,304</b>	<b>24,274,350</b>	<b>22,182,324</b>	<b>22,282,441</b>	<b>22,302,302</b>	<b>20,678,662</b>	<b>19,958,465</b>	<b>21,809,506</b>	<b>21,005,360</b>	<b>21,558,071</b>	<b>20,899,431</b>	<b>22,947,572</b>	<b>260,571,788</b>
<b>TOTAL</b>	<b>51,526,555</b>	<b>44,972,616</b>	<b>54,171,797</b>	<b>52,377,249</b>	<b>52,678,730</b>	<b>53,934,523</b>	<b>53,726,709</b>	<b>51,675,107</b>	<b>60,482,799</b>	<b>59,653,980</b>	<b>64,637,347</b>	<b>58,635,778</b>	<b>55,377,736</b>	<b>662,324,371</b>

Table 4B Online card expenditure statistics (not seasonally adjusted)

Value of credit card transactions

## E-commerce detailed sector breakdown - retail sectors (not seasonally adjusted)

Historical data located in hidden columns

£	January 2015	February 2015	March 2015	April 2015	May 2015	June 2015	July 2015	August 2015	September 2015	October 2015	November 2015	December 2015	January 2016	Total (latest 12 months)
Supermarkets	168,758,859	155,614,996	189,463,961	174,601,596	183,755,154	190,997,444	190,165,612	186,291,640	202,035,698	190,135,151	233,618,089	236,262,772	174,283,732	2,307,225,845
Bakers & dairies	346,169	357,010	468,943	365,765	386,464	433,073	423,400	405,083	415,429	426,241	543,695	711,369	376,039	5,312,511
Sweet stores	417,654	584,401	1,493,960	644,555	507,297	1,282,366	1,242,484	1,243,705	608,663	892,262	2,195,000	3,264,912	450,532	14,410,137
Miscellaneous foodstores	24,795,383	24,181,168	27,941,980	25,898,880	26,893,776	27,275,189	26,284,057	24,277,553	28,614,459	28,824,244	32,787,226	35,976,265	27,344,625	336,299,922
Off-licences	6,148,878	5,889,668	7,036,409	6,825,299	8,399,361	10,626,442	8,035,230	6,517,465	6,890,963	7,961,496	12,413,504	17,520,575	2,598,466	100,714,878
<b>Food &amp; drink</b>	<b>200,456,943</b>	<b>186,627,243</b>	<b>226,405,253</b>	<b>208,336,095</b>	<b>219,942,052</b>	<b>230,614,514</b>	<b>226,150,783</b>	<b>218,735,446</b>	<b>236,565,212</b>	<b>228,239,394</b>	<b>281,558,014</b>	<b>293,735,893</b>	<b>205,653,394</b>	<b>2,763,963,293</b>
Department stores	95,565,657	69,550,024	85,307,280	89,980,705	90,995,601	95,288,441	92,475,061	82,431,372	90,233,311	99,754,147	183,764,931	192,244,242	108,203,441	1,280,228,556
Discount stores	15,154,132	11,818,038	14,767,307	14,579,764	14,982,434	16,629,620	18,632,646	17,668,260	18,861,053	22,492,445	38,015,702	41,142,809	25,557,284	255,147,362
Catalogues	171,071,876	149,859,377	197,016,325	200,620,689	191,524,052	198,900,627	191,173,013	183,578,391	218,904,809	208,406,961	280,416,025	191,408,839	204,933,158	2,416,742,266
Miscellaneous mixed	11,899,807	11,084,134	13,414,445	11,352,549	11,942,470	13,252,449	12,729,653	11,684,738	12,886,279	13,352,058	16,049,249	14,591,045	9,380,852	151,719,921
<b>Mixed business</b>	<b>293,691,472</b>	<b>242,311,573</b>	<b>310,905,357</b>	<b>316,533,707</b>	<b>309,444,557</b>	<b>324,071,137</b>	<b>315,010,373</b>	<b>295,362,781</b>	<b>340,885,452</b>	<b>344,005,611</b>	<b>518,245,907</b>	<b>439,386,935</b>	<b>348,074,735</b>	<b>4,103,838,105</b>
Men's clothing	9,833,531	5,456,007	6,664,580	6,282,622	7,025,002	10,632,679	9,793,074	7,411,765	7,680,703	9,172,603	12,064,076	16,425,097	12,104,927	110,713,135
Women's clothing	68,477,273	47,919,951	64,591,757	59,621,422	63,091,620	73,486,287	65,694,316	50,116,984	61,837,918	62,120,566	81,469,996	94,007,656	44,514,201	768,472,674
Family clothing	127,626,219	106,066,506	140,442,335	137,376,656	124,585,512	140,671,193	135,204,537	122,359,716	130,713,930	137,514,645	182,925,115	178,947,884	102,192,505	1,639,000,534
Miscellaneous clothing	4,534,207	3,852,193	4,913,352	4,926,448	5,400,008	6,776,157	5,479,810	4,887,940	5,707,544	5,687,235	6,603,392	7,547,019	6,500,908	66,500,908
Shoe shops	15,648,988	9,767,636	11,782,595	13,046,796	11,515,050	14,164,794	12,125,709	10,265,621	12,965,445	13,702,845	21,084,426	24,502,409	14,088,352	169,011,678
<b>Clothing</b>	<b>226,120,218</b>	<b>173,062,293</b>	<b>228,394,619</b>	<b>221,253,944</b>	<b>211,617,192</b>	<b>245,731,114</b>	<b>228,297,446</b>	<b>195,042,026</b>	<b>218,905,540</b>	<b>228,397,894</b>	<b>305,090,632</b>	<b>320,486,438</b>	<b>177,419,795</b>	<b>2,753,698,929</b>
Furniture stores	47,204,288	33,169,249	39,177,239	37,553,517	38,991,544	37,967,224	38,661,364	36,712,147	39,313,340	40,165,405	43,890,506	30,297,356	45,155,716	460,854,607
Household appliance stores	50,422,880	45,548,431	53,342,358	44,780,426	45,208,385	45,123,491	47,596,261	46,077,364	45,957,809	50,053,878	58,646,725	51,275,905	46,343,272	579,954,309
Electronic stores	42,514,971	32,861,997	36,567,592	34,660,844	31,882,962	35,882,080	36,801,086	36,550,839	42,263,332	41,428,219	75,489,828	67,734,498	46,663,387	518,786,394
DIY stores	39,862,648	38,431,260	47,579,821	44,436,336	43,765,477	44,948,494	46,263,009	44,588,121	46,556,527	47,823,745	51,322,342	39,738,743	45,512,349	540,966,224
Floor covering stores	4,850,109	4,660,587	5,317,969	4,604,532	4,811,926	4,976,427	5,187,829	4,995,947	5,329,814	5,668,398	6,458,189	3,925,408	4,663,819	60,600,845
Garden centres	5,830,818	7,204,849	12,341,080	14,362,348	11,862,150	11,374,413	10,289,148	9,544,274	8,419,330	7,493,936	6,427,425	5,158,891	5,535,749	110,013,593
Miscellaneous household	21,287,733	15,562,221	19,610,480	19,198,717	18,346,937	20,157,530	23,142,318	19,692,623	22,522,789	24,849,966	29,660,368	23,201,848	25,467,490	261,413,287
<b>Household</b>	<b>211,973,447</b>	<b>177,438,594</b>	<b>213,936,539</b>	<b>199,596,720</b>	<b>194,869,111</b>	<b>200,429,659</b>	<b>207,741,015</b>	<b>198,161,315</b>	<b>210,362,941</b>	<b>217,483,547</b>	<b>271,895,383</b>	<b>221,332,649</b>	<b>219,341,782</b>	<b>2,532,589,255</b>
Books, newspapers & magazines	20,935,961	17,916,501	19,148,112	15,967,657	14,562,997	17,310,302	17,036,070	16,051,424	16,951,674	18,439,700	21,188,448	19,520,998	18,104,853	212,197,836
Record shops	920,973	868,941	895,159	772,425	783,954	15,175,966	33,630,992	28,892,586	55,797,547	1,261,590	1,472,563	1,920,566	924,329	194,079,745
Music shops	4,612,342	3,963,573	4,240,124	3,884,126	3,849,493	4,148,044	4,023,883	3,938,378	4,863,918	4,822,616	6,198,661	8,457,865	4,566,115	56,956,796
Hobbies, toys & games	5,917,370	5,352,963	5,897,042	5,290,674	5,498,851	6,067,323	6,019,930	5,584,616	7,151,697	7,845,461	19,046,439	13,317,905	4,782,843	91,855,744
Photographic	7,290,335	6,343,169	7,855,810	6,854,170	7,063,569	6,951,620	7,417,660	6,788,773	6,704,056	6,642,555	8,152,398	9,686,079	4,219,760	84,679,619
Handicraft	1,362,412	1,124,577	1,211,805	1,074,126	977,276	1,110,090	1,079,665	1,098,030	1,094,480	1,078,052	1,414,083	1,330,902	1,283,843	13,876,929
Sports shops	57,511,923	44,972,095	58,332,522	57,134,942	56,443,798	59,903,671	60,974,094	61,335,254	61,146,672	61,711,192	81,749,903	86,533,157	38,935,741	729,173,041
Jewellers	10,297,173	9,052,814	9,196,540	7,924,333	7,887,500	9,196,934	9,426,077	8,458,139	8,253,118	8,185,974	13,933,571	20,174,695	8,806,206	120,495,901
Computer software	18,637,426	16,253,680	17,968,917	15,531,085	14,692,356	17,401,402	18,226,271	17,539,781	16,095,835	16,295,455	18,114,824	18,017,154	15,355,331	201,491,731
Medical goods	1,237,384	1,350,498	1,821,358	1,609,888	1,368,597	1,778,459	1,745,015	1,745,573	1,311,515	1,177,398	2,290,929	1,835,080	1,592,517	20,383,827
Chemists	7,495,288	6,270,766	7,690,104	6,945,477	7,288,899	7,959,437	7,961,056	7,775,826	7,063,542	7,640,443	12,730,604	16,152,458	6,709,151	102,187,763
Optical goods	2,679,873	2,502,403	2,985,711	2,839,115	2,626,886	3,112,633	3,176,437	3,086,958	2,920,971	2,684,315	2,947,046	2,643,478	2,850,132	34,376,085
Cosmetic stores	8,892,364	7,784,779	9,477,707	8,611,168	9,003,527	9,325,396	9,486,202	9,561,337	10,762,386	11,550,636	18,821,142	20,533,141	7,986,337	132,903,758
Tobacconists	633,646	575,139	747,945	670,571	704,617	739,187	739,274	737,501	779,348	798,707	869,996	974,756	955,418	9,292,459
Florists	1,849,803	2,934,422	3,995,558	1,825,740	3,250,055	3,017,718	3,047,709	2,985,672	3,459,127	3,286,225	3,632,642	7,285,513	2,827,325	41,547,706
Artists' supplies	2,607,920	2,350,510	2,615,229	2,078,647	2,220,345	2,363,520	2,254,199	2,144,371	2,371,875	2,675,532	3,526,502	2,432,230	2,374,133	29,407,093
Antiques, art & stamps/coins	1,653,461	1,500,813	1,755,217	1,730,001	1,678,826	1,671,925	1,875,655	1,516,821	2,450,486	1,699,265	1,915,626	2,126,747	1,808,260	21,729,542
Pawn shops	19,019	6,317	9,619	7,555	3,623	7,947	6,734	8,413	15,254	15,611	33,179	64,466	17,332	196,050
Gift shops	12,000,710	11,625,498	14,629,869	11,280,444	12,160,291	13,951,698	13,372,974	12,220,508	13,673,832	15,384,840	23,873,742	31,382,190	11,813,688	185,368,574
Secondhand shops	128,977	143,943	889,504	121,380	144,182	345,724	362,302	141,090	252,417	146,941	137,759	126,510	2,935,471	126,510
Luggage & leather goods	566,495	434,990	472,939	384,419	407,835	503,699	510,176	496,372	451,838	490,890	803,187	1,037,152	690,621	6,684,118
Pet shops	6,283,548	5,622,432	6,680,650	6,298,835	6,337,490	6,461,497	6,527,550	5,199,854	5,917,677	6,062,645	6,751,594	5,763,878	5,692,537	73,316,639
Religious goods	42,965	39,472	66,425	66,290	78,421	79,786	101,083	78,839	61,408	65,527	58,527	54,040	50,186	800,004
Direct sales	92,917,571	84,461,115	97,341,618	87,997,571	84,217,992	84,213,130	84,100,193	75,264,038	78,667,831	78,436,682	80,783,647	62,794,341	50,917,956	949,196,114
Miscellaneous & speciality shops	193,963,030	170,714,247	191,556,402	166,187,523	177,984,895	182,091,286	181,921,570	176,591,041	184,357,906	193,944,121	220,790,835	209,154,966	208,797,250	2,267,092,042
<b>Other retail</b>	<b>460,457,089</b>	<b>404,165,657</b>	<b>467,481,856</b>	<b>416,088,162</b>	<b>421,236,275</b>	<b>454,886,034&lt;/</b>								

Table 4B Online card expenditure statistics (not seasonally adjusted)

Value of credit card transactions

## E-commerce detailed sector breakdown - services sectors (not seasonally adjusted)

£	January 2015	February 2015	March 2015	April 2015	May 2015	June 2015	July 2015	August 2015	September 2015	October 2015	November 2015	December 2015	January 2016	Total (latest 12 months)
Auto rental	66,404,403	60,824,345	77,311,262	74,708,592	85,305,341	95,904,268	100,684,577	76,657,430	63,701,812	55,667,550	51,449,711	59,619,409	8,559,412	810,393,709
Auto parts & accessories	11,462,071	10,960,680	13,736,207	12,367,763	12,304,840	13,244,569	13,631,238	12,595,404	11,720,231	12,513,988	12,441,007	11,545,023	11,718,591	148,779,541
Auto services	11,204,880	10,474,346	12,296,156	11,037,371	11,578,761	12,365,359	12,266,579	11,725,992	12,270,146	11,114,671	9,706,385	8,632,438	10,900,384	134,377,588
Auto repair shops	4,289,389	4,011,143	4,707,411	4,367,441	4,377,474	4,198,362	4,409,001	4,592,947	5,042,475	4,621,581	4,734,758	4,555,503	5,083,758	54,701,854
Service stations	0	0	0	0	0	0	0	0	0	0	0	0	0	0
Vehicle sales	2,429,265	2,329,589	3,127,878	2,586,811	2,445,956	2,634,334	2,690,061	2,368,362	2,170,879	1,982,389	2,295,170	2,104,890	2,193,200	28,929,519
<b>Vehicle Sales &amp; Services</b>	<b>95,790,008</b>	<b>88,600,103</b>	<b>111,178,914</b>	<b>105,067,978</b>	<b>116,012,372</b>	<b>128,346,892</b>	<b>133,681,456</b>	<b>107,940,135</b>	<b>94,905,543</b>	<b>85,900,179</b>	<b>80,627,031</b>	<b>86,457,263</b>	<b>38,464,345</b>	<b>1,177,182,211</b>
Restaurants	18,845,966	18,824,302	22,809,608	20,104,601	21,888,910	20,712,025	21,096,419	21,514,671	22,556,024	22,942,807	24,912,226	24,189,693	22,624,659	264,175,945
Public houses	742,689	604,955	684,800	669,415	720,823	702,545	703,266	669,133	735,565	777,442	847,191	970,789	800,125	8,886,049
Catering services	6,016,988	6,227,690	6,973,128	7,309,628	7,402,441	7,487,015	8,106,639	7,518,628	7,410,515	7,821,438	7,120,702	6,935,031	4,790,834	85,103,689
Video stores	2,525,992	3,554,578	2,917,214	3,273,227	2,917,276	3,79,876	383,380	369,651	354,063	360,048	448,538	415,600	367,348	15,102,799
Cinema, theatre & dance	76,517,415	75,270,571	98,727,586	72,913,589	83,115,177	89,975,912	92,832,597	72,364,387	89,868,544	99,479,969	122,571,071	122,917,412	70,838,631	1,090,875,446
Concerts & entertainers	4,892,455	5,717,879	5,466,419	5,459,738	6,113,215	5,759,622	6,007,572	5,976,709	5,851,445	8,108,543	10,005,678	9,199,899	5,554,153	78,420,872
Tourist attractions	10,901,236	12,971,687	16,600,052	18,590,176	19,224,057	18,785,738	20,830,638	20,790,579	18,492,634	17,274,526	11,204,383	11,050,137	11,338,043	197,152,650
Amusement parks	155,900	325,198	406,510	752,758	666,135	552,557	533,324	843,926	391,147	535,806	392,501	368,763	165,855	5,934,480
Aquariums	119,458	171,012	202,219	397,479	435,998	237,340	318,178	470,047	255,198	228,452	178,551	340,184	153,035	3,387,693
Sports & games establishments	68,329,146	56,136,215	70,456,867	64,666,797	98,200,041	51,271,379	23,980,864	20,072,708	19,450,557	19,658,132	25,350,021	22,824,794	21,909,014	493,977,391
Professional sports clubs	3,057,249	2,234,594	3,256,382	4,948,661	3,491,904	2,939,137	3,167,759	2,435,673	2,499,271	2,662,445	1,844,213	1,810,696	2,460,719	33,751,452
Gambling	119,737,507	111,061,682	128,485,229	120,537,510	113,454,847	112,145,406	110,456,021	113,839,399	135,829,367	120,424,636	123,347,939	119,325,615	112,049,657	1,420,957,308
Personal services	3,742,431	2,941,027	3,472,683	3,507,669	3,402,902	3,910,192	3,538,317	3,198,882	3,471,172	3,693,282	5,258,523	4,914,876	3,518,989	44,828,514
Miscellaneous entertainment	10,534,893	9,647,336	10,999,423	10,818,927	11,954,725	11,912,750	12,441,102	11,865,229	10,606,726	11,152,024	9,501,473	7,954,807	12,260,411	131,114,933
<b>Entertainment</b>	<b>326,419,325</b>	<b>304,637,266</b>	<b>371,709,580</b>	<b>333,950,175</b>	<b>372,350,451</b>	<b>326,771,494</b>	<b>304,396,076</b>	<b>281,929,622</b>	<b>317,772,228</b>	<b>315,119,550</b>	<b>342,983,010</b>	<b>333,218,296</b>	<b>268,831,473</b>	<b>3,873,669,221</b>
<b>Hotels</b>	<b>90,126,269</b>	<b>79,264,834</b>	<b>89,236,038</b>	<b>80,491,580</b>	<b>87,730,609</b>	<b>91,860,692</b>	<b>87,149,827</b>	<b>80,827,295</b>	<b>87,292,434</b>	<b>81,460,244</b>	<b>69,846,201</b>	<b>55,860,595</b>	<b>85,767,588</b>	<b>976,787,937</b>
Airlines	441,696,572	355,561,433	407,613,219	374,034,970	374,308,333	380,955,757	374,954,179	346,113,480	387,277,713	357,186,743	284,322,481	248,696,972	443,672,247	4,334,697,527
Airport terminals	628,116	566,049	704,147	711,326	807,752	715,906	826,247	721,239	687,758	624,588	499,550	513,482	617,718	7,995,762
Railways	59,208,970	53,217,991	62,416,161	57,141,750	56,982,351	63,585,259	61,368,585	52,868,594	68,246,150	65,897,377	59,374,452	51,930,097	63,802,090	716,830,857
Buses	11,798,258	10,839,572	13,241,326	13,674,606	14,436,778	14,581,568	16,034,650	15,415,576	17,227,782	15,065,348	11,961,241	12,691,278	6,902,620	162,072,345
Sea travel	13,987,952	14,655,714	16,409,919	15,619,067	16,170,355	18,259,124	18,115,677	16,673,282	13,824,538	13,009,085	11,601,060	11,283,050	15,172,376	180,793,247
Travel agents	242,551,978	213,989,326	260,813,294	245,169,000	264,926,866	216,811,496	215,309,808	193,153,484	261,547,246	232,123,860	202,321,131	198,358,210	267,612,645	2,772,136,366
Timeshares	3,334,342	2,408,578	2,305,472	2,002,621	1,793,673	1,853,924	1,793,319	1,768,842	1,842,345	1,924,281	1,481,186	1,650,883	2,464,990	23,290,114
Camping grounds	7,873,245	7,805,005	10,066,441	10,023,017	13,748,941	12,363,529	13,286,055	9,390,229	4,358,089	3,937,162	6,291,082	4,275,302	8,070,789	103,615,641
Miscellaneous travel	16,588,796	16,959,222	22,225,857	21,709,084	23,486,602	22,152,577	22,542,942	19,472,926	19,474,039	16,954,507	15,899,123	14,425,072	15,178,235	230,480,186
<b>Travel</b>	<b>797,668,229</b>	<b>676,002,890</b>	<b>795,795,836</b>	<b>740,085,441</b>	<b>766,661,651</b>	<b>731,279,140</b>	<b>724,231,462</b>	<b>655,577,652</b>	<b>774,485,660</b>	<b>706,722,951</b>	<b>593,751,306</b>	<b>543,824,346</b>	<b>823,493,710</b>	<b>8,531,912,045</b>
Telegraph services / Wire transfer money order	3,828,356	4,892,746	5,752,654	5,674,741	5,890,995	6,010,061	6,133,429	5,508,530	5,977,519	6,456,726	6,600,024	7,313,574	4,781,312	70,992,311
Insurance services	57,526,569	55,022,215	69,113,065	59,504,770	60,371,947	67,096,424	70,858,622	69,002,372	74,850,850	66,154,778	65,406,046	58,387,662	56,390,691	772,159,442
FIs - cash disbursements (auto & manual)	227,332	267,068	420,321	341,963	413,280	480,073	648,218	491,797	346,873	325,763	253,258	286,573	239,789	4,514,976
FIs - merchandise & services	16,496,387	16,600,057	34,130,518	19,924,900	20,075,479	21,936,245	21,634,353	21,254,628	18,700,212	19,235,530	17,781,663	17,308,890	12,765,802	241,348,277
Non-FIs - foreign currency, travellers' cheques	7,399,352	8,544,921	12,378,791	9,842,455	13,074,634	13,805,991	18,351,641	14,258,130	11,119,693	9,098,450	7,251,745	6,377,895	8,361,973	132,466,319
Security brokers and dealers	30,349,365	17,087,909	26,769,055	19,436,592	14,166,291	12,728,620	14,715,627	16,868,322	13,127,818	12,773,077	12,634,812	13,346,483	9,232,447	182,887,053
Tax preparation services	837	2,437	2,056	736	5,353	2,083	2,066	2,075	1,920	1,479	5,805	8,212	5,177	39,398
Tax payments	5,409,482	161,633	17,974,902	17,794,228	17,744,059	17,974,793	17,974,793	17,974,793	33,386,281	49,726,333	50,845,477	38,948,240	96,481,182	376,987,214
Fines, bail and bond payments	3,053,375	2,895,713	3,342,503	3,019,113	3,170,348	2,958,293	2,550,673	2,508,242	2,522,742	2,660,823	2,471,388	2,591,256	2,467,523	33,159,251
Miscellaneous financial	1,005,310	860,285	1,075,590	1,086,905	1,155,759	1,170,906	1,195,200	1,028,860	1,140,902	1,067,354	1,369,137	1,300,186	1,342,849	13,793,933
<b>Financial</b>	<b>125,296,365</b>	<b>106,334,984</b>	<b>170,959,455</b>	<b>136,626,403</b>	<b>136,068,145</b>	<b>144,164,623</b>	<b>154,064,622</b>	<b>148,897,749</b>	<b>161,174,810</b>	<b>167,500,313</b>	<b>164,619,355</b>	<b>145,868,971</b>	<b>192,068,745</b>	<b>1,828,348,175</b>

Table 4B Online card expenditure statistics (not seasonally adjusted)

Value of credit card transactions

## E-commerce detailed sector breakdown - services sectors (continued, not seasonally adjusted)

£	January 2015	February 2015	March 2015	April 2015	May 2015	June 2015	July 2015	August 2015	September 2015	October 2015	November 2015	December 2015	January 2016	Total (latest 12 months)
Telecoms	19,646,777	16,742,047	18,071,127	16,381,471	17,075,006	16,737,474	17,525,550	17,983,339	19,703,082	20,051,868	20,446,042	19,255,853	17,603,477	217,576,336
Utilities	27,218,159	26,586,235	35,438,663	28,348,303	26,884,368	29,880,678	29,883,049	28,033,318	28,013,069	27,343,470	22,545,337	22,929,865	25,254,371	331,140,726
Contractors (residential & commercial)	4,455,878	4,290,654	4,990,216	4,577,104	4,516,979	4,778,746	5,019,173	4,856,860	6,799,924	5,483,437	5,629,508	4,039,405	5,154,413	60,136,419
Gardening services	178,135	286,785	684,318	932,164	824,588	733,987	680,126	621,205	452,719	342,225	261,765	170,614	164,135	6,154,631
Veterinary services	1,031,360	924,909	1,102,901	1,004,170	1,013,196	1,116,255	1,132,651	1,156,257	1,253,970	1,232,361	1,271,922	1,230,123	1,314,580	13,755,295
Photocopying & printing	22,219,987	19,311,461	19,950,025	18,103,612	17,013,507	17,938,290	16,207,218	16,549,722	20,345,563	21,416,458	22,982,625	21,682,144	16,360,320	227,860,945
Photographic studios	1,146,483	940,322	1,245,858	1,335,254	1,852,626	1,508,603	1,907,486	1,580,956	1,907,486	2,838,823	3,131,479	1,858,718	959,837	21,088,152
Beauty & barber shops	5,332,600	4,448,306	5,128,659	4,711,077	4,545,912	4,791,810	4,917,437	4,874,079	4,829,218	5,079,992	8,269,314	7,590,520	3,432,097	62,618,421
Employment agencies	231,246	308,844	311,316	279,150	303,339	270,384	261,212	259,976	230,402	250,083	220,756	191,607	283,423	1,701,492
Counselling services	317,586	340,543	340,705	317,396	261,389	296,377	322,292	404,427	320,339	336,775	331,538	191,690	388,453	3,851,924
Legal services	1,420,975	1,742,302	2,514,890	1,535,006	1,468,458	2,465,885	2,468,092	2,399,028	1,588,062	1,659,618	1,545,363	1,258,664	1,518,279	22,163,647
Laundry & cleaning	58,494	60,029	59,524	51,736	56,920	59,442	63,345	54,927	105,927	94,637	79,739	54,719	81,729	822,674
Funeral services	344,878	359,043	701,904	324,235	293,241	300,824	280,811	318,659	263,970	268,849	388,071	193,920	205,181	3,898,708
Medical services	6,525,965	5,993,010	6,886,098	6,173,502	5,769,260	6,430,254	6,592,652	6,632,487	7,420,120	6,891,212	6,748,612	6,673,755	6,914,442	79,125,404
Moving & courier services	4,195,593	3,945,575	4,488,958	4,401,331	4,446,556	4,749,091	4,922,900	4,602,276	5,097,705	5,170,541	5,304,075	5,086,460	4,237,920	56,453,388
Repair shops (not auto)	1,270,619	1,184,629	1,232,525	1,165,589	1,043,250	1,192,413	1,266,528	1,146,038	1,614,828	1,486,503	1,932,521	2,045,103	1,287,550	16,597,477
Accounting services	1,068,570	933,341	1,234,074	939,667	752,925	802,831	1,114,605	1,431,836	1,614,828	1,486,503	949,190	902,116	1,113,151	1,135,808
Advertising, consultancy & PR	1,843,696	1,838,425	2,160,509	2,011,127	1,904,291	12,713,417	12,763,072	12,848,512	15,059,782	14,965,195	15,220,389	15,200,478	14,564,601	121,249,798
Computer programming	83,102,025	71,948,806	83,334,687	76,314,951	80,743,076	86,939,668	81,720,600	73,538,817	78,836,626	87,516,820	113,214,389	124,864,045	85,579,131	1,044,551,616
Farming services	823,498	705,971	845,518	760,543	802,931	826,180	787,439	781,406	853,277	1,028,216	802,832	835,470	838,683	9,868,466
Miscellaneous professional services	66,406,042	53,651,580	68,380,796	66,117,127	63,049,423	66,232,198	60,794,725	65,069,097	69,177,645	54,849,142	47,571,712	48,496,625	51,975,996	715,366,066
Engineering services	1,357,082	1,346,697	1,497,614	1,343,948	1,219,059	1,321,317	1,338,507	1,347,817	1,148,063	1,311,274	1,280,024	1,448,053	1,034,274	15,636,647
Marina services	1,002,065	1,042,851	1,538,209	1,634,688	1,635,204	1,607,353	1,699,206	1,481,854	889,922	766,519	764,432	668,677	831,804	14,560,719
Wrecking & salvage yards	64,001	19,554	78,851	79,470	56,790	75,400	77,856	77,856	28,074	16,871	25,839	15,930	17,036	569,519
Pest control	49,410	44,087	55,105	62,159	63,592	64,498	58,741	56,256	41,174	50,475	49,573	38,685	42,701	627,046
Educational establishments	146,078,144	75,580,492	81,081,301	96,442,580	82,526,441	82,515,516	79,435,474	110,084,857	260,991,022	140,657,429	74,586,542	74,591,879	122,794,748	1,281,288,281
Child care services	306,217	321,029	382,287	300,784	326,767	389,037	407,623	386,756	402,569	357,409	378,392	314,865	333,305	4,300,823
Social, political & religious organisations	57,378,943	45,766,222	59,305,805	49,271,462	46,015,312	47,412,687	50,051,095	51,439,491	49,873,660	51,680,723	44,839,979	62,728,920	61,269,385	619,654,741
Government services	272,723,685	219,758,220	201,819,937	198,895,897	182,366,568	173,044,470	165,488,802	175,809,394	185,430,707	144,698,940	128,756,158	130,503,395	199,967,482	2,126,559,970
Miscellaneous services	17,843,473	14,236,417	17,088,055	17,066,383	15,899,550	16,478,228	16,519,976	17,162,773	21,168,731	19,277,463	15,704,567	14,766,067	19,786,824	205,155,034
Commercial equipment	22,778,906	21,019,844	23,901,453	21,224,549	20,436,155	22,748,180	23,234,821	22,318,771	20,788,161	21,172,101	21,300,133	16,211,319	17,882,052	252,237,539
Other services	768,420,492	595,678,230	645,851,868	622,106,435	585,186,679	606,482,936	608,751,982	624,991,816	806,067,633	639,244,619	566,485,744	586,250,719	663,214,037	7,550,312,718
<b>Total services</b>	<b>2,203,720,688</b>	<b>1,850,518,307</b>	<b>2,184,731,711</b>	<b>2,018,328,012</b>	<b>2,064,009,907</b>	<b>2,028,905,777</b>	<b>2,012,275,425</b>	<b>1,900,164,269</b>	<b>2,241,698,308</b>	<b>1,995,947,856</b>	<b>1,818,312,647</b>	<b>1,751,480,190</b>	<b>2,071,839,898</b>	<b>23,938,212,307</b>
<b>TOTAL</b>	<b>3,596,628,070</b>	<b>3,034,254,071</b>	<b>3,631,634,405</b>	<b>3,380,244,393</b>	<b>3,421,199,898</b>	<b>3,484,718,672</b>	<b>3,464,597,125</b>	<b>3,256,781,899</b>	<b>3,740,862,514</b>	<b>3,521,766,729</b>	<b>3,746,224,583</b>	<b>3,569,416,146</b>	<b>3,424,060,216</b>	<b>41,675,760,651</b>

Table 4C Online card expenditure statistics (not seasonally adjusted)

Number of debit card transactions

**E-commerce detailed sector breakdown - retail sectors (not seasonally adjusted)**

Historical data located in hidden columns

	January 2015	February 2015	March 2015	April 2015	May 2015	June 2015	July 2015	August 2015	September 2015	October 2015	November 2015	December 2015	January 2016	Total (latest 12 months)
Supermarkets	5,180,755	4,943,109	5,695,866	5,046,374	5,106,821	5,671,277	5,770,113	5,627,805	6,397,350	6,324,211	7,159,173	6,777,224	6,458,726	70,975,049
Bakers & dairies	17,181	18,932	26,014	21,049	22,667	23,200	24,765	23,176	24,132	24,713	24,658	26,927	20,005	282,358
Sweet stores	17,343	23,890	54,026	28,692	20,177	39,758	36,543	38,449	26,412	28,562	53,380	78,191	19,079	447,159
Miscellaneous foodstores	588,215	592,987	685,741	622,365	631,855	646,588	638,938	591,023	640,031	663,021	697,202	685,155	658,051	7,752,957
Off-licences	28,004	30,746	36,259	35,204	41,007	57,157	46,913	42,591	43,924	51,611	80,223	146,877	20,092	632,604
<b>Food &amp; drink</b>	<b>5,831,498</b>	<b>5,609,664</b>	<b>6,497,906</b>	<b>5,753,684</b>	<b>5,822,527</b>	<b>6,440,100</b>	<b>6,517,272</b>	<b>6,234,367</b>	<b>7,131,849</b>	<b>7,092,118</b>	<b>8,014,636</b>	<b>7,714,374</b>	<b>7,172,953</b>	<b>80,090,127</b>
Department stores	1,176,852	826,184	929,440	994,398	950,898	995,216	1,033,493	912,142	966,865	1,034,874	2,024,541	2,456,819	1,258,175	14,383,045
Discount stores	360,547	310,369	415,675	413,801	439,781	497,562	569,561	557,738	599,987	702,563	1,076,600	1,367,710	731,177	7,682,524
Catalogues	2,398,698	2,099,566	2,444,806	2,302,247	2,268,780	2,465,583	2,477,168	2,473,816	3,055,491	3,199,084	3,892,373	3,320,894	3,474,374	33,494,182
Miscellaneous mixed	378,471	404,945	498,626	314,608	340,777	433,957	398,941	332,865	355,893	340,411	425,458	469,833	231,844	4,548,158
<b>Mixed business</b>	<b>4,314,568</b>	<b>3,641,064</b>	<b>4,288,547</b>	<b>4,025,054</b>	<b>4,020,236</b>	<b>4,392,318</b>	<b>4,479,163</b>	<b>4,276,561</b>	<b>4,976,236</b>	<b>5,276,932</b>	<b>7,418,972</b>	<b>7,615,256</b>	<b>5,695,570</b>	<b>60,107,909</b>
Men's clothing	83,992	61,377	60,240	57,200	64,413	88,414	101,960	81,992	83,070	103,275	122,374	174,603	128,325	1,127,243
Women's clothing	1,202,363	1,028,692	1,200,633	1,185,717	1,245,866	1,152,377	1,188,570	990,890	1,261,197	1,316,465	1,501,948	1,875,951	1,245,609	15,193,924
Family clothing	5,050,848	3,992,506	4,790,740	4,862,010	4,815,856	5,146,224	6,420,341	4,845,045	5,106,222	5,123,102	5,977,020	7,155,511	4,916,468	63,149,045
Miscellaneous clothing	64,376	49,081	68,511	79,543	103,447	171,551	105,025	81,523	85,571	107,959	113,552	109,020	70,991	1,145,774
Shoe shops	295,788	183,550	208,051	248,192	220,540	262,161	272,158	236,917	244,363	262,719	353,860	440,382	308,448	3,241,341
<b>Clothing</b>	<b>6,697,367</b>	<b>5,315,206</b>	<b>6,326,175</b>	<b>6,432,662</b>	<b>6,450,122</b>	<b>6,620,727</b>	<b>6,088,063</b>	<b>6,234,367</b>	<b>6,780,423</b>	<b>6,913,520</b>	<b>8,068,794</b>	<b>8,755,467</b>	<b>6,669,841</b>	<b>83,857,327</b>
Furniture stores	217,045	177,094	196,229	182,436	189,410	185,281	196,058	188,158	191,787	198,481	207,220	176,466	194,617	2,283,637
Household appliance stores	521,490	458,632	529,390	471,414	483,269	480,566	503,656	489,328	506,812	540,652	573,734	554,928	514,623	6,107,004
Electronic stores	317,793	242,670	257,091	248,755	248,484	252,918	264,059	258,575	286,745	301,986	517,359	583,869	344,004	3,794,515
DIY stores	367,011	359,339	588,848	560,591	559,432	572,931	589,893	566,800	613,910	633,519	686,219	580,463	581,811	6,873,764
Floor covering stores	23,828	24,005	26,535	24,082	23,745	25,606	23,450	23,553	25,223	27,506	28,743	29,047	21,047	294,582
Garden centres	84,289	106,696	166,839	189,438	151,354	137,211	126,401	131,837	125,187	126,376	136,521	137,097	85,352	1,620,309
Miscellaneous household	109,657	80,463	111,491	104,469	98,738	107,219	122,374	109,369	132,878	142,583	152,013	143,441	148,100	1,453,138
<b>Household</b>	<b>1,641,113</b>	<b>1,448,899</b>	<b>1,866,823</b>	<b>1,781,185</b>	<b>1,742,432</b>	<b>1,781,732</b>	<b>1,827,891</b>	<b>1,767,628</b>	<b>1,892,542</b>	<b>1,971,103</b>	<b>2,301,809</b>	<b>2,195,311</b>	<b>1,890,594</b>	<b>22,426,949</b>
Books, newspapers & magazines	276,626	263,088	303,632	251,213	260,268	292,175	289,594	291,384	344,216	404,130	496,985	449,145	280,379	3,926,209
Record shops	31,337	30,634	34,751	30,495	33,706	76,588	1,128,300	1,128,709	1,253,480	1,792,421	64,074	85,607	42,429	5,701,194
Music shops	61,707	52,837	55,786	49,387	47,865	52,970	52,792	50,189	55,821	57,461	63,219	83,015	58,573	679,915
Hobbies, toys & games	171,309	148,089	157,287	139,142	143,783	159,351	157,642	158,012	214,378	237,930	456,225	411,544	163,074	2,546,457
Photographic	38,553	36,583	42,484	38,011	41,165	40,136	41,020	38,296	44,065	51,711	62,704	56,088	27,985	520,248
Handicraft	17,732	17,379	18,447	15,858	15,090	16,417	16,841	16,859	17,381	17,257	20,075	17,332	18,748	207,484
Sports shops	1,356,299	1,028,966	1,224,545	1,210,280	1,224,359	1,280,348	2,320,400	1,320,986	1,356,847	1,441,119	1,939,017	2,349,446	933,114	17,629,427
Jewellers	117,204	100,387	102,437	78,322	75,477	89,110	95,167	77,893	75,417	78,504	133,725	217,843	87,384	1,211,666
Computer software	142,510	114,840	115,862	109,831	104,854	121,481	124,581	120,617	120,690	123,729	141,093	177,203	203,918	1,578,699
Medical goods	4,370	4,524	5,520	4,901	4,897	5,236	5,240	5,176	5,083	9,507	10,564	9,460	9,922	80,030
Chemists	240,131	199,754	239,738	224,767	232,389	244,357	248,103	245,079	245,203	276,933	434,683	611,353	288,870	3,491,229
Optical goods	73,817	75,871	86,578	89,985	85,089	95,081	97,993	95,028	95,290	90,524	88,950	87,746	82,994	1,073,129
Cosmetic stores	427,597	372,952	436,381	392,134	407,832	422,565	429,867	437,282	421,361	476,631	622,985	830,000	231,272	5,481,262
Tobacconists	33,524	29,207	33,473	33,596	34,101	36,561	36,227	37,619	43,227	43,994	44,979	48,246	50,069	471,299
Florists	83,792	151,046	220,092	75,971	132,056	167,273	172,920	173,668	163,263	158,356	156,041	243,014	132,847	1,946,547
Artists' supplies	63,075	59,659	71,582	58,970	61,032	67,670	66,875	63,396	66,435	72,417	93,105	76,668	66,895	824,704
Antiques, art & stamps/coins	23,167	21,038	23,401	20,469	20,445	21,283	22,680	21,924	21,217	21,084	24,318	32,553	19,791	269,903
Pawn shops	548	455	770	518	546	779	782	862	710	536	508	558	478	7,502
Gift shops	1,005,070	1,367,909	1,508,394	911,883	987,516	1,460,554	1,146,324	1,099,163	1,181,981	1,255,344	1,523,282	2,058,070	1,113,426	15,813,846
Secondhand shops	515	392	500	603	541	539	563	543	572	573	635	462	410	6,333
Luggage & leather goods	5,366	3,731	4,261	3,681	3,798	4,365	4,680	4,602	4,190	4,364	5,780	7,494	5,433	56,379
Pet shops	134,903	124,806	150,176	147,987	148,415	152,596	163,752	133,296	139,386	145,735	152,754	150,579	145,846	1,755,328
Religious goods	673	778	875	905	950	925	1,186	993	881	936	836	1,026	826	11,422
Direct sales	1,183,226	1,041,075	1,136,793	1,014,811	1,065,793	957,231	1,342,993	938,611	1,120,182	1,156,231	1,353,239	1,317,916	1,225,517	13,670,392
Miscellaneous & speciality shops	797,216	706,411	730,031	683,425	742,663	708,159	721,972	716,837	825,791	936,852	1,290,599	1,295,972	829,780	10,188,492
<b>Other retail</b>	<b>6,290,267</b>	<b>5,952,411</b>	<b>6,705,796</b>	<b>5,587,145</b>	<b>5,874,630</b>	<b>6,473,750</b>	<b>6,688,294</b>	<b>7,177,272</b>	<b>7,817,067</b>	<b>8,854,336</b>	<b>9,180,375</b>	<b>10,618,040</b>	<b>6,019,980</b>	<b>88,949,096</b>
<b>Automotive Fuels</b>	<b>2,059</b>	<b>1,675</b>	<b>13,617</b>	<b>12,902</b>	<b>12,284</b>	<b>13,935</b>	<b>12,950</b>	<b>11,312</b>	<b>13,772</b>	<b>13,899</b>	<b>14,456</b>	<b>14,271</b>	<b>13,726</b>	<b>148,799</b>
<b>Total retail sales</b>	<b>24,776,872</b>	<b>21,968,919</b>	<b>25,690,864</b>	<b>23,592,632</b>	<b>23,922,231</b>	<b>25,902,562</b>	<b>29,613,633</b>	<b>25,790,184</b>	<b>28,603,889</b>	<b>30,121,908</b>	<b>34,999,002</b>	<b>37,912,719</b>	<b>27,461,664</b>	<b>335,580,207</b>

Table 4C Online card expenditure statistics (not seasonally adjusted)

## E-commerce detailed sector breakdown - services sectors (not seasonally adjusted)

Number of debit card transactions

	January 2015	February 2015	March 2015	April 2015	May 2015	June 2015	July 2015	August 2015	September 2015	October 2015	November 2015	December 2015	January 2016	Total (latest 12 months)
Auto rental	182,290	174,803	220,883	227,465	245,822	253,469	276,500	267,917	238,951	216,207	177,782	182,897	30,476	2,512,972
Auto parts & accessories	79,244	78,477	103,504	99,423	99,093	104,617	110,022	102,913	99,790	101,818	98,231	93,968	100,867	1,192,723
Auto services	307,003	345,611	427,879	409,984	397,554	383,362	458,369	446,280	500,449	491,231	452,600	418,318	523,700	5,255,007
Auto repair shops	79,325	82,369	87,289	84,092	83,883	84,399	87,128	85,431	99,349	95,153	92,136	88,417	102,445	1,065,091
Service stations	0	0	0	0	0	0	0	0	0	0	0	0	0	0
Vehicle sales	27,198	25,976	39,368	36,498	36,360	38,270	39,368	36,523	39,582	38,804	34,964	32,138	34,485	432,336
<b>Vehicle Sales &amp; Services</b>	<b>675,060</b>	<b>695,156</b>	<b>884,003</b>	<b>857,462</b>	<b>862,712</b>	<b>864,117</b>	<b>871,387</b>	<b>939,064</b>	<b>878,121</b>	<b>943,213</b>	<b>855,713</b>	<b>815,838</b>	<b>791,643</b>	<b>10,458,129</b>
Restaurants	4,735,430	4,818,605	5,681,997	5,066,922	5,793,372	5,003,795	6,047,162	5,324,341	5,225,885	5,787,016	6,391,060	6,225,193	6,082,028	67,447,376
Public houses	20,316	18,649	37,871	38,357	41,101	38,678	38,192	35,921	52,129	64,926	60,376	77,197	45,825	549,222
Catering services	172,567	154,181	198,089	151,277	160,970	185,010	175,581	158,035	195,953	192,389	201,847	172,520	171,525	2,117,377
Video stores	25,735	41,550	29,806	30,022	23,989	11,909	11,428	10,275	9,039	9,884	11,893	10,051	7,993	207,839
Cinema, theatre & dance	2,028,380	2,308,579	1,976,274	2,049,053	1,872,578	2,046,906	1,942,440	1,876,689	1,928,404	2,798,190	2,972,023	3,287,037	2,230,671	27,288,844
Concerts & entertainers	271,297	235,832	253,869	251,831	282,567	248,094	249,048	244,235	248,508	389,252	371,444	389,252	301,189	3,361,535
Tourist attractions	114,115	149,385	185,926	225,752	209,926	200,078	228,586	281,034	229,151	254,288	164,536	162,981	125,848	2,417,491
Amusement parks	5,376	12,646	13,625	27,182	22,604	18,610	22,626	37,440	18,426	15,212	17,195	17,195	235,677	235,677
Aquariums	4,270	6,536	8,079	14,581	14,916	11,318	14,201	20,718	12,946	14,856	8,513	8,549	5,936	141,149
Sports & games establishments	1,904,016	1,467,120	1,666,589	1,461,392	1,602,966	1,504,982	590,376	568,192	529,911	569,233	508,713	578,857	603,540	11,651,871
Professional sports clubs	59,719	41,658	51,293	59,748	48,571	43,746	61,261	49,651	43,710	53,196	43,461	41,063	49,374	586,732
Gambling	12,784,604	12,800,020	16,641,092	16,136,223	14,942,312	15,685,656	16,577,439	15,917,298	14,011,808	13,352,539	15,422,351	14,817,964	14,943,429	181,248,131
Personal services	93,799	86,353	99,665	88,497	87,242	94,867	94,608	93,928	163,033	108,379	128,942	139,962	136,993	1,322,469
Miscellaneous entertainment	107,584	116,619	122,177	139,583	139,525	141,905	167,073	189,227	147,947	159,150	136,008	144,794	192,659	1,796,667
<b>Entertainment</b>	<b>22,327,208</b>	<b>22,257,733</b>	<b>26,966,352</b>	<b>25,740,420</b>	<b>25,242,639</b>	<b>25,235,554</b>	<b>26,220,021</b>	<b>24,806,984</b>	<b>22,816,850</b>	<b>23,672,068</b>	<b>26,454,187</b>	<b>26,054,807</b>	<b>24,904,765</b>	<b>300,372,380</b>
<b>Hotels</b>	<b>801,803</b>	<b>683,127</b>	<b>748,991</b>	<b>680,187</b>	<b>695,065</b>	<b>690,247</b>	<b>652,713</b>	<b>678,237</b>	<b>723,992</b>	<b>730,688</b>	<b>674,309</b>	<b>595,250</b>	<b>809,437</b>	<b>8,362,243</b>
Airlines	2,002,139	1,693,352	1,956,927	1,853,671	1,895,038	1,926,876	1,945,934	1,908,710	2,047,244	1,883,688	1,624,123	1,052,379	1,506,292	21,297,234
Airport terminals	15,330	15,882	20,373	21,434	22,764	20,449	20,680	20,719	18,654	17,519	12,837	12,504	16,771	220,586
Railways	841,416	797,136	1,234,342	1,061,471	1,065,322	1,195,811	1,182,647	1,049,321	1,375,655	1,326,360	1,192,231	1,030,190	1,084,583	13,595,069
Buses	1,274,049	1,207,681	1,386,592	1,296,932	1,369,440	1,411,001	1,438,808	1,397,677	1,444,298	1,544,049	1,382,227	1,450,140	716,168	16,045,013
Sea travel	43,292	46,116	56,262	56,951	61,238	65,029	73,502	69,870	52,856	50,020	39,543	38,167	40,952	650,506
Travel agents	1,116,831	931,878	1,086,044	1,014,834	1,044,089	853,429	829,094	798,703	904,193	769,140	646,563	569,323	1,137,897	10,585,187
Timeshares	6,717	5,117	5,123	4,404	4,349	4,034	4,278	4,048	3,990	4,714	3,797	4,544	7,127	55,525
Camping grounds	136,557	155,377	165,127	159,028	161,032	138,913	154,067	138,786	95,180	82,927	63,562	55,553	144,651	1,514,203
Miscellaneous travel	679,332	689,116	831,943	784,585	892,528	878,463	1,006,146	1,001,419	896,580	904,456	826,418	821,659	275,781	9,809,094
<b>Travel</b>	<b>6,115,663</b>	<b>5,541,655</b>	<b>6,742,733</b>	<b>6,253,310</b>	<b>6,515,800</b>	<b>6,494,005</b>	<b>6,655,156</b>	<b>6,389,253</b>	<b>6,838,650</b>	<b>6,582,873</b>	<b>5,791,301</b>	<b>5,034,459</b>	<b>4,933,222</b>	<b>73,772,417</b>
Telegraph services / Wire transfer money order	110,113	197,443	236,903	228,964	242,507	243,232	254,876	253,795	265,545	272,389	278,328	303,870	120,792	2,898,644
Insurance services	864,266	844,686	1,008,028	936,013	980,517	1,058,648	1,109,310	1,073,250	1,197,782	1,072,693	1,016,771	898,986	792,857	11,989,541
Fis - cash disbursements (auto & manual)	0	0	0	0	0	0	0	0	0	0	0	0	0	0
Fis - merchandise & services	4,215,417	3,936,268	4,562,901	4,175,401	4,363,196	4,228,549	4,457,697	4,609,566	4,638,342	4,848,045	4,698,336	5,016,250	4,826,841	54,361,392
Non-Fis - foreign currency, travellers' cheques	229,408	247,870	312,154	292,407	341,372	361,512	427,248	425,801	321,889	265,674	229,625	215,363	220,941	3,661,856
Security brokers and dealers	201,940	171,151	225,681	232,987	163,166	155,954	161,920	170,553	142,427	141,610	135,938	139,678	143,770	1,984,835
Tax preparation services	28	39	50	47	47	42	58	58	66	63	85	85	91	699
Tax payments	387,800	291,837	125,449	104,966	96,023	125,441	125,441	125,373	159,822	208,023	211,883	252,060	757,642	2,584,001
Fines, bail and bond payments	98,963	94,798	108,380	104,930	110,421	100,336	95,659	93,833	93,503	101,261	94,173	91,973	97,210	1,186,477
Miscellaneous financial	6,876	6,583	10,722	10,874	11,935	11,783	11,833	12,056	12,431	12,343	13,040	12,736	11,451	137,787
<b>Finacial</b>	<b>6,114,810</b>	<b>5,790,664</b>	<b>6,590,257</b>	<b>6,086,592</b>	<b>6,309,184</b>	<b>6,285,538</b>	<b>6,644,042</b>	<b>6,764,285</b>	<b>6,831,807</b>	<b>6,922,101</b>	<b>6,678,166</b>	<b>6,931,001</b>	<b>6,971,595</b>	<b>78,805,232</b>

Table 4C Online card expenditure statistics (not seasonally adjusted)

## E-commerce detailed sector breakdown - services sectors (continued, not seasonally adjusted)

Number of debit card transactions

	January 2015	February 2015	March 2015	April 2015	May 2015	June 2015	July 2015	August 2015	September 2015	October 2015	November 2015	December 2015	January 2016	Total (latest 12 months)
Telecoms	1,811,620	1,639,525	1,961,001	1,712,221	1,719,509	1,758,172	1,857,634	1,884,457	1,995,115	2,145,574	2,049,545	2,163,723	2,169,370	22,955,846
Utilities	1,602,522	1,485,973	1,721,420	1,552,211	1,549,198	1,536,667	1,582,884	1,384,948	1,416,025	1,377,222	1,150,162	1,278,565	1,311,164	17,346,439
Contractors (residential & commercial)	29,563	28,555	38,728	39,333	36,048	37,786	38,919	36,820	42,566	41,398	40,778	33,096	39,007	453,034
Gardening services	1,914	2,676	6,795	8,638	6,397	5,392	4,605	4,605	4,041	2,955	2,466	2,154	2,154	57,265
Veterinary services	26,543	26,537	33,161	31,034	30,900	35,119	35,665	35,439	39,116	38,844	37,073	35,665	37,634	416,187
Photocopying & printing	297,191	263,271	293,089	263,732	276,811	281,288	288,644	305,386	326,189	339,843	385,567	413,924	237,497	3,675,241
Photographic studios	65,714	34,979	57,729	78,585	92,269	69,053	71,465	54,248	89,585	141,907	171,587	79,136	25,407	965,950
Beauty & barber shops	132,846	120,957	165,804	142,866	152,911	160,727	166,938	159,475	166,583	177,636	244,606	263,890	135,912	2,058,305
Employment agencies	2,671	2,726	2,828	2,981	2,646	2,708	2,268	2,216	2,668	2,560	2,293	1,643	2,720	30,257
Counselling services	6,256	5,865	6,008	5,232	7,373	7,349	7,130	7,489	7,600	8,424	7,912	7,339	10,040	87,761
Legal services	13,464	14,172	18,967	15,191	14,797	18,881	19,166	18,389	17,102	16,893	16,916	15,586	17,120	203,180
Laundry & cleaning	9,686	10,141	11,123	9,406	13,277	8,837	5,722	5,090	16,337	28,517	24,245	14,156	21,564	168,415
Funeral services	901	1,006	1,613	1,674	1,852	1,311	1,303	1,291	1,637	1,241	1,229	1,014	1,005	16,176
Medical services	117,346	107,233	127,887	115,277	113,882	113,174	120,477	131,180	164,871	139,900	127,824	123,843	146,114	1,531,662
Moving & courier services	247,262	227,206	257,704	250,381	251,742	264,420	265,695	256,548	262,316	269,839	276,527	302,283	253,514	3,138,175
Repair shops (not auto)	10,297	10,367	12,571	11,406	10,293	12,525	12,719	12,210	13,713	12,660	15,368	18,327	13,331	155,490
Accounting services	9,945	9,017	10,258	7,841	8,049	8,259	8,713	10,839	14,859	13,301	11,977	11,005	11,060	125,178
Advertising, consultancy & PR	67,082	72,316	87,521	81,235	79,720	104,107	105,284	109,968	131,788	117,493	114,404	92,711	101,329	1,197,876
Computer programming	396,052	358,248	383,598	343,812	336,321	351,616	341,550	321,812	367,754	373,325	355,511	338,211	283,852	4,155,610
Farming services	9,784	9,796	16,716	16,797	19,713	20,942	19,401	17,071	18,057	18,836	18,290	17,377	17,971	210,967
Miscellaneous professional services	1,157,063	1,051,482	1,199,619	1,108,084	1,127,326	981,576	942,888	833,917	1,046,787	997,741	1,087,614	989,331	953,511	12,319,876
Engineering services	8,581	8,555	10,905	9,379	8,906	10,146	9,935	9,567	9,456	11,788	12,308	14,325	10,175	125,445
Marina services	5,086	5,251	8,391	10,261	9,893	10,285	10,901	10,894	7,970	8,183	5,769	5,843	4,520	98,161
Wrecking & salvage yards	306	333	565	557	486	540	576	541	421	393	392	362	337	5,503
Pest control	1,241	1,039	1,299	1,497	1,383	1,325	1,316	1,313	1,022	1,026	1,116	904	1,010	14,250
Educational establishments	2,079,931	1,583,522	1,980,441	1,580,131	1,748,856	1,917,939	1,266,472	653,623	2,441,246	2,321,516	2,525,473	1,737,973	2,392,609	22,149,801
Child care services	6,367	6,991	7,760	6,985	7,608	8,316	9,002	8,899	8,541	9,868	9,275	8,249	9,518	101,012
Social, political & religious organisations	802,407	810,702	1,230,988	1,304,960	1,358,746	1,370,813	1,562,957	1,422,042	1,707,619	1,359,307	1,119,806	1,125,394	1,047,491	15,420,825
Government services	4,289,677	3,874,225	4,258,183	4,186,855	4,143,688	3,979,494	4,008,750	4,061,562	4,314,487	4,111,919	3,701,896	3,545,537	5,584,330	49,770,926
Miscellaneous services	474,310	474,615	1,067,570	1,140,949	966,759	1,079,983	1,067,609	950,732	1,034,083	969,011	923,342	999,435	863,988	11,538,076
Commercial equipment	223,683	201,008	233,240	221,498	218,931	232,407	231,761	211,223	222,275	221,740	225,547	185,480	180,206	2,585,316
Other services	13,907,311	12,448,289	15,113,482	14,261,009	14,317,638	14,392,162	14,069,136	12,923,794	15,891,829	15,281,306	14,667,307	13,826,793	15,885,460	173,078,205
<b>Total services</b>	<b>49,941,855</b>	<b>47,416,624</b>	<b>57,045,818</b>	<b>53,878,980</b>	<b>53,943,038</b>	<b>53,961,623</b>	<b>55,212,455</b>	<b>52,501,617</b>	<b>54,081,249</b>	<b>54,132,249</b>	<b>55,120,983</b>	<b>53,257,848</b>	<b>54,296,122</b>	<b>644,848,606</b>
<b>TOTAL</b>	<b>74,718,727</b>	<b>69,385,543</b>	<b>82,736,682</b>	<b>77,471,612</b>	<b>77,865,269</b>	<b>79,864,185</b>	<b>84,826,088</b>	<b>78,291,801</b>	<b>82,685,138</b>	<b>84,254,157</b>	<b>90,119,985</b>	<b>91,170,567</b>	<b>81,757,786</b>	<b>980,428,813</b>



Table 4D Online card expenditure statistics (not seasonally adjusted)

Value of debit card transactions

**E-commerce detailed sector breakdown - retail sectors (not seasonally adjusted)**

Historical data located in hidden columns

£	January 2015	February 2015	March 2015	April 2015	May 2015	June 2015	July 2015	August 2015	September 2015	October 2015	November 2015	December 2015	January 2016	Total (latest 12 months)
Supermarkets	331,948,671	322,043,857	374,194,458	337,882,034	344,125,684	371,680,424	378,443,541	364,114,778	372,268,519	355,782,790	400,332,975	393,464,422	352,392,079	4,366,725,561
Bakers & dairies	581,531	607,485	798,108	659,696	657,957	751,189	733,987	696,179	734,812	756,542	788,150	942,993	610,765	8,737,863
Sweet stores	509,906	725,745	1,722,972	889,258	672,167	1,413,735	1,329,720	1,440,139	962,738	1,105,161	2,026,130	3,012,575	627,185	15,927,525
Miscellaneous foodstores	34,213,129	34,061,423	40,355,699	37,186,671	38,388,563	38,758,389	37,490,529	34,252,077	38,250,685	38,996,139	42,755,625	44,870,330	38,582,891	463,949,021
Off-licences	3,379,891	3,483,315	4,148,521	4,239,349	5,039,124	6,273,497	4,908,017	4,390,943	4,392,274	4,998,071	7,338,100	12,292,613	2,045,355	63,549,179
<b>Food &amp; drink</b>	<b>370,633,128</b>	<b>360,921,825</b>	<b>421,219,758</b>	<b>380,657,008</b>	<b>388,883,495</b>	<b>418,677,234</b>	<b>422,905,794</b>	<b>404,894,116</b>	<b>416,609,028</b>	<b>401,638,703</b>	<b>453,240,980</b>	<b>454,582,933</b>	<b>354,258,275</b>	<b>4,918,889,149</b>
Department stores	73,797,929	53,380,281	64,579,987	67,282,049	67,288,590	69,482,398	70,989,697	63,778,460	69,481,408	76,519,217	147,590,337	167,036,432	83,905,304	1,001,314,160
Discount stores	28,283,650	22,300,055	32,115,768	31,591,087	33,435,046	36,445,767	39,400,449	37,987,440	41,943,997	48,657,496	70,994,133	82,992,518	48,317,008	526,180,764
Catalogues	108,099,928	94,732,533	111,928,227	103,384,165	99,988,898	114,255,907	115,402,229	115,241,321	120,544,078	116,556,956	135,834,263	125,205,954	123,178,961	1,376,253,492
Miscellaneous mixed	14,596,617	15,089,979	19,283,077	15,507,139	16,397,156	18,240,610	17,205,881	14,896,163	17,646,152	17,806,301	20,779,205	21,520,128	11,711,970	206,083,761
<b>Mixed business</b>	<b>224,776,124</b>	<b>185,502,848</b>	<b>227,907,059</b>	<b>217,764,440</b>	<b>217,109,690</b>	<b>238,424,682</b>	<b>242,998,256</b>	<b>231,903,384</b>	<b>249,615,635</b>	<b>259,539,970</b>	<b>375,197,938</b>	<b>396,755,032</b>	<b>267,113,243</b>	<b>3,109,832,177</b>
Men's clothing	5,909,888	4,224,510	4,554,165	4,371,409	4,808,825	6,964,571	6,838,034	5,583,864	5,815,532	7,331,865	9,085,867	13,351,718	7,959,008	80,889,368
Women's clothing	53,787,811	44,360,050	54,816,137	53,854,036	54,971,065	56,524,983	55,790,799	44,237,902	54,225,093	55,821,727	66,781,525	79,794,915	47,394,883	668,533,119
Family clothing	196,902,887	169,326,892	205,486,702	201,121,888	193,231,755	212,186,021	228,802,772	198,211,529	214,649,858	219,853,918	266,333,188	296,685,220	184,547,008	2,590,436,754
Miscellaneous clothing	3,230,369	2,378,107	3,527,382	4,279,269	5,949,747	9,914,252	5,693,175	4,256,199	4,556,510	5,970,481	5,530,567	5,530,567	61,599,383	61,599,383
Shoe shops	15,422,223	9,991,720	12,110,807	13,753,918	12,172,134	14,613,892	13,525,647	11,926,819	14,002,802	15,198,104	21,830,750	27,376,717	15,797,694	182,301,004
<b>Clothing</b>	<b>275,253,178</b>	<b>230,281,279</b>	<b>280,495,193</b>	<b>277,380,520</b>	<b>271,133,526</b>	<b>300,203,719</b>	<b>310,610,357</b>	<b>264,216,313</b>	<b>293,249,795</b>	<b>304,152,941</b>	<b>370,001,811</b>	<b>422,739,137</b>	<b>259,295,033</b>	<b>3,583,759,624</b>
Furniture stores	37,558,835	28,897,176	32,140,719	31,939,107	33,283,795	32,523,766	33,475,457	32,902,584	35,888,106	37,086,056	38,386,994	27,389,866	37,436,566	401,350,212
Household appliance stores	68,066,852	65,497,882	77,023,916	66,683,972	64,704,943	59,267,790	58,365,956	54,667,881	55,518,702	59,153,391	65,634,329	63,004,622	66,526,716	707,050,100
Electronic stores	38,835,760	29,086,045	32,494,457	32,192,624	29,323,663	33,180,484	33,810,366	33,807,464	41,117,959	40,403,150	74,042,466	73,424,281	46,234,274	499,117,233
DIY stores	41,100,100	40,859,448	54,823,576	55,152,693	58,196,240	59,292,901	58,730,356	56,730,356	59,981,028	61,686,268	65,747,557	52,106,916	67,083,058	677,083,058
Floor covering stores	4,061,655	4,059,978	4,041,035	3,768,701	4,336,324	4,599,056	4,808,772	4,424,552	4,929,597	5,374,183	5,819,340	3,788,415	4,043,719	53,993,672
Garden centres	4,287,216	5,089,060	8,917,346	10,516,145	8,796,896	8,614,393	7,830,379	7,190,964	6,552,684	6,371,012	5,998,161	5,500,237	4,314,896	85,692,173
Miscellaneous household	16,785,617	12,942,583	11,592,388	11,330,421	10,355,548	10,922,154	13,713,022	11,243,079	13,806,247	15,423,427	14,706,345	12,298,442	15,296,612	153,630,268
<b>Household</b>	<b>210,696,035</b>	<b>186,432,172</b>	<b>222,456,135</b>	<b>211,254,546</b>	<b>205,953,862</b>	<b>207,303,883</b>	<b>212,296,873</b>	<b>200,966,880</b>	<b>217,794,323</b>	<b>225,497,487</b>	<b>270,335,192</b>	<b>237,512,779</b>	<b>230,112,584</b>	<b>2,627,916,716</b>
Books, newspapers & magazines	10,455,936	8,159,426	10,462,692	9,655,643	8,167,090	9,126,303	8,862,001	8,882,311	11,281,410	14,199,397	14,438,081	12,400,921	10,906,046	126,541,321
Record shops	528,893	523,766	616,518	503,319	572,726	1,162,562	13,762,548	13,762,146	11,607,631	21,607,631	1,252,334	1,692,865	819,929	75,035,119
Music shops	4,413,712	3,552,135	3,913,725	3,560,357	3,504,292	3,767,382	3,717,894	3,751,549	4,179,821	4,466,818	5,070,377	7,548,094	4,518,427	51,650,861
Hobbies, toys & games	7,593,838	6,557,217	7,081,882	6,031,404	6,102,847	7,271,764	7,322,356	6,954,460	9,489,036	10,222,546	28,233,928	18,845,134	6,028,666	120,451,240
Photographic	4,488,768	3,986,384	4,673,639	4,179,367	4,221,597	4,441,252	4,669,853	4,324,554	4,531,937	4,623,432	5,444,942	5,628,870	2,425,326	53,151,153
Handicraft	1,076,336	940,944	1,022,698	899,927	898,381	942,706	941,353	953,036	989,125	981,980	1,191,948	1,110,147	1,095,249	11,967,949
Sports shops	66,006,690	54,007,797	68,645,190	68,631,091	69,346,013	71,443,273	102,923,467	74,477,987	77,437,945	83,244,563	113,267,917	129,394,064	47,696,753	960,516,060
Jewellers	13,196,861	11,960,217	11,310,188	9,797,538	10,057,414	11,742,194	13,551,521	11,384,020	11,120,109	10,224,789	16,390,242	23,336,748	11,099,653	151,974,633
Computer software	17,168,097	14,254,799	12,769,191	11,887,131	11,331,203	13,637,310	14,013,875	14,317,691	13,651,930	13,914,947	15,204,409	15,464,904	14,112,347	164,559,737
Medical goods	1,341,134	1,623,390	2,069,999	1,782,671	1,863,616	2,040,980	2,025,882	2,024,587	1,881,580	2,564,736	2,759,979	2,416,397	2,078,328	25,132,149
Chemists	8,844,137	7,684,220	9,462,419	8,645,232	9,191,844	9,851,483	9,938,274	9,767,622	9,501,003	11,033,426	18,583,506	25,339,080	10,353,121	139,351,230
Optical goods	2,817,731	2,894,930	3,660,331	3,721,228	3,508,727	3,936,048	4,022,625	3,870,589	3,920,096	3,692,792	3,886,372	3,557,663	3,546,750	44,018,151
Cosmetic stores	22,055,575	20,096,109	24,728,113	23,322,109	24,773,374	25,219,659	25,639,652	24,953,911	24,975,881	29,353,298	38,372,803	47,845,120	10,141,778	319,421,807
Tobacconists	1,322,035	1,187,473	1,300,576	1,353,741	1,403,900	1,518,046	1,577,581	1,622,426	1,873,345	1,908,976	1,980,616	2,114,541	1,954,002	19,795,223
Florists	2,805,009	5,300,611	7,363,492	5,276,840	5,257,267	5,729,938	5,880,239	5,893,272	6,375,737	6,271,224	9,802,671	6,271,224	5,244,931	72,317,782
Artists' supplies	2,613,487	2,457,315	2,749,253	2,364,402	2,472,176	2,730,595	2,770,110	2,559,805	2,820,306	3,047,175	3,896,918	3,015,229	2,745,956	33,629,240
Antiques, art & stamps/coins	1,775,209	1,686,191	2,070,866	1,859,229	1,967,252	1,991,937	2,340,389	1,870,628	3,670,658	2,171,481	2,288,601	2,439,542	2,137,864	26,494,638
Pawn shops	265,334	199,126	148,986	128,521	159,911	150,928	152,001	155,914	263,257	115,352	117,109	188,154	170,917	1,950,176
Gift shops	23,762,357	26,040,022	29,784,363	20,959,076	21,751,488	26,959,028	24,374,902	22,790,289	27,284,854	29,233,776	40,458,373	52,302,951	25,157,194	347,096,316
Secondhand shops	48,450	31,521	29,609	53,248	47,941	48,551	38,355	38,355	63,386	52,330	47,549	68,848	27,769	548,426
Luggage & leather goods	359,176	274,400	342,262	296,204	309,770	352,844	385,001	381,117	357,088	362,701	519,171	644,490	421,976	4,647,024
Pet shops	6,190,995	5,723,245	6,759,148	6,636,489	6,617,419	6,799,668	7,187,973	5,923,354	6,453,131	6,763,190	7,131,315	6,701,233	6,724,427	79,420,592
Religious goods	23,734	30,441	30,659	35,145	36,578	34,275	45,738	47,043	39,710	38,621	30,776	36,884	30,678	436,548
Direct sales	48,515,986	34,987,530	39,286,283	37,360,682	39,861,743	35,141,872	39,335,210	35,203,837	45,308,108	41,604,762	44,266,201	39,696,424	42,025,482	474,078,234
Miscellaneous & speciality shops	57,430,782	49,645,523	54,645,791	51,654,791	51,185,393	54,745,227	57,240,569	61,138,046	62,875,655	65,548,260	74,612,072	64,983,264	79,946,394	728,784,141
<b>Other retail</b>	<b>305,100,262</b>	<b>263,804,732</b>	<b>301,936,873</b>	<b>277,625,987</b> </										

Table 4D Online card expenditure statistics (not seasonally adjusted)

Value of debit card transactions

## E-commerce detailed sector breakdown - services sectors (not seasonally adjusted)

£	January 2015	February 2015	March 2015	April 2015	May 2015	June 2015	July 2015	August 2015	September 2015	October 2015	November 2015	December 2015	January 2016	Total (latest 12 months)
Auto rental	18,410,532	17,735,534	23,712,353	23,811,355	28,004,898	32,001,906	36,038,513	27,567,621	21,280,538	18,941,211	16,249,206	19,685,522	2,118,391	267,147,048
Auto parts & accessories	9,127,209	8,934,945	11,476,322	10,955,456	10,882,189	11,993,851	12,016,560	10,932,660	10,743,580	11,498,028	11,241,306	10,532,261	10,967,125	131,574,283
Auto services	15,316,526	14,506,602	17,582,127	16,918,394	17,723,501	18,398,023	19,741,742	18,357,090	18,904,905	16,957,748	13,947,537	14,278,300	15,085,066	202,401,035
Auto repair shops	12,584,725	12,301,438	14,622,866	13,532,612	12,933,408	12,777,374	12,788,073	12,728,148	14,519,535	13,430,424	13,806,100	13,053,483	14,985,269	161,478,730
Service stations	0	0	0	0	0	0	0	0	0	0	0	0	0	0
Vehicle sales	8,201,585	8,079,894	7,986,761	7,458,599	7,143,712	7,799,032	7,462,816	7,060,727	8,329,603	8,657,069	7,831,273	6,443,001	8,549,079	92,801,566
<b>Vehicle Sales &amp; Services</b>	<b>63,640,577</b>	<b>61,558,413</b>	<b>75,380,429</b>	<b>72,676,416</b>	<b>76,687,708</b>	<b>82,370,186</b>	<b>88,047,704</b>	<b>76,646,246</b>	<b>73,778,161</b>	<b>69,484,480</b>	<b>63,075,422</b>	<b>63,992,567</b>	<b>51,704,930</b>	<b>855,402,662</b>
Restaurants	93,493,527	94,939,338	113,845,306	102,657,074	115,555,322	100,664,255	120,565,306	107,500,576	106,876,995	116,618,155	127,993,246	127,469,640	120,810,975	1,355,496,188
Public houses	2,966,402	2,809,148	4,081,030	4,398,016	4,084,620	4,159,962	4,154,003	4,067,981	4,689,105	7,834,222	7,877,208	10,600,643	7,913,162	66,669,100
Catering services	10,862,083	11,221,506	12,879,523	13,152,389	13,473,675	14,259,456	15,950,900	15,230,742	14,884,860	15,907,623	14,188,358	13,915,848	11,935,775	167,000,615
Video stores	305,860	381,789	336,618	355,863	296,127	287,305	266,395	221,066	228,481	195,381	232,432	238,785	220,571	3,260,813
Cinema, theatre & dance	86,641,315	97,380,665	110,529,538	89,381,168	95,750,689	101,509,316	100,780,654	87,204,370	96,444,996	120,108,408	145,265,425	156,668,985	91,152,440	1,292,176,654
Concerts & entertainers	9,589,755	8,816,748	9,846,502	9,609,438	11,100,733	9,543,956	10,019,016	10,027,287	9,624,844	11,724,483	15,276,839	14,050,548	10,851,180	130,491,574
Tourist attractions	8,430,854	10,579,179	12,587,961	15,205,008	14,684,637	13,819,895	16,159,741	18,716,494	15,066,298	16,332,680	10,730,878	11,347,086	9,052,574	164,282,431
Amusement parks	322,852	699,081	828,118	1,666,498	1,420,319	1,117,292	1,393,257	2,434,982	1,048,097	1,274,158	861,051	915,109	449,014	14,106,976
Aquariums	210,066	325,581	485,566	899,701	868,672	628,596	805,891	1,278,990	664,087	684,177	436,780	519,400	298,836	7,914,277
Sports & games establishments	42,555,766	38,508,490	45,633,509	42,202,222	61,129,422	41,330,018	29,861,078	27,158,250	25,839,142	27,282,461	27,915,769	29,611,817	27,531,417	424,003,659
Professional sports clubs	4,385,222	2,936,779	3,999,035	5,557,849	3,990,120	3,272,824	4,419,946	3,332,687	4,589,446	4,298,529	2,865,472	2,403,235	3,903,892	45,569,814
Gambling	174,495,761	201,020,775	257,964,326	233,806,261	195,636,571	189,841,017	194,888,160	232,377,409	201,301,819	184,780,601	179,426,308	178,553,036	160,009,494	2,409,605,777
Personal services	3,102,832	2,808,951	3,271,057	2,872,732	2,802,723	3,175,124	3,083,909	3,042,300	3,623,105	3,165,844	3,919,541	4,385,522	3,924,329	40,075,137
Miscellaneous entertainment	3,649,087	3,988,279	4,487,102	5,464,217	5,592,879	5,773,092	7,063,876	8,001,044	5,755,152	6,115,648	4,695,425	5,236,676	6,302,392	68,475,782
<b>Entertainment</b>	<b>441,011,382</b>	<b>476,416,309</b>	<b>580,775,191</b>	<b>527,228,436</b>	<b>526,404,509</b>	<b>489,382,108</b>	<b>509,412,132</b>	<b>520,594,178</b>	<b>490,636,427</b>	<b>516,322,370</b>	<b>541,684,732</b>	<b>555,916,290</b>	<b>454,356,115</b>	<b>6,189,128,797</b>
Hotels	103,311,135	84,947,076	91,356,435	88,098,709	95,896,470	95,185,659	89,043,152	88,516,896	97,387,257	90,014,113	73,051,757	63,017,769	109,532,624	1,066,047,917
Airlines	439,435,058	351,938,789	412,018,687	373,194,745	401,863,012	414,556,111	413,447,882	367,260,466	392,288,327	354,346,259	284,223,929	185,004,597	319,297,324	4,269,440,128
Airport terminals	725,777	702,678	906,048	1,037,185	1,116,133	965,782	1,001,536	980,810	956,705	828,845	601,128	683,232	795,722	10,575,804
Railways	43,923,699	40,515,937	57,864,326	50,514,384	50,320,429	57,043,835	56,865,391	50,210,520	63,056,225	62,479,384	55,807,885	50,123,270	56,933,856	651,735,442
Buses	28,725,185	27,238,840	32,017,046	31,338,475	32,158,870	32,923,070	35,571,956	35,357,198	38,156,016	35,339,972	29,625,163	32,533,805	14,583,511	376,843,922
Sea travel	5,801,865	6,382,179	7,409,175	7,390,991	7,590,654	8,494,116	9,837,607	8,716,880	6,532,208	6,235,555	5,112,903	4,663,325	6,240,989	84,606,582
Travel agents	379,476,743	356,762,295	432,337,405	417,331,564	483,227,515	429,219,287	406,550,481	334,382,047	280,706,694	257,524,733	224,334,307	215,357,567	400,403,637	4,238,137,532
Timeshares	837,051	650,940	632,606	561,906	524,777	513,171	527,451	503,912	499,969	576,638	480,430	597,108	944,282	7,013,170
Camping grounds	15,497,408	18,262,353	22,772,472	22,025,761	27,823,165	24,985,518	25,887,377	20,335,346	11,135,615	10,504,091	12,005,156	8,986,857	18,258,726	222,982,437
Miscellaneous travel	15,672,780	17,051,339	22,034,899	21,930,920	23,876,349	23,017,069	25,540,487	23,395,121	22,234,906	20,246,872	19,624,832	17,740,999	13,792,896	250,486,689
<b>Travel</b>	<b>930,095,566</b>	<b>819,505,350</b>	<b>987,992,664</b>	<b>925,325,931</b>	<b>1,028,500,904</b>	<b>991,717,959</b>	<b>975,230,168</b>	<b>841,142,300</b>	<b>815,566,665</b>	<b>748,082,349</b>	<b>631,815,733</b>	<b>515,690,760</b>	<b>831,250,923</b>	<b>10,111,821,706</b>
Telegraph services / Wire transfer money order	50,544,246	66,144,212	74,795,423	72,983,568	77,838,723	76,244,244	82,935,728	78,307,421	75,046,068	81,443,338	87,115,900	82,181,352	40,106,500	895,142,477
Insurance services	139,905,680	131,492,572	140,118,230	127,404,473	130,148,732	141,841,328	150,719,566	149,122,031	168,203,038	153,432,003	159,326,081	137,884,862	116,953,586	1,706,646,502
FIs - cash disbursements (auto & manual)	0	0	0	0	0	0	0	0	0	0	0	0	0	0
FIs - merchandise & services	1,765,387,901	1,638,014,201	1,776,869,657	1,750,596,450	1,619,788,572	1,599,334,740	1,680,490,096	1,697,115,440	1,673,344,084	1,713,544,278	1,707,507,601	1,855,228,558	1,757,629,510	20,469,463,187
Non-FIs - foreign currency, travellers' cheques	124,015,655	127,784,253	164,437,613	142,556,520	173,469,890	196,062,615	245,782,970	194,249,678	153,054,792	132,076,949	118,748,059	106,663,092	104,098,094	1,858,984,525
Security brokers and dealers	403,325,801	358,938,515	745,562,962	908,414,140	404,810,734	419,283,656	435,070,817	467,908,073	335,235,616	292,995,446	301,461,006	291,144,029	382,406,428	5,343,231,422
Tax preparation services	3,648	4,716	6,991	9,445	9,307	6,737	8,011	8,270	15,721	8,763	12,361	12,895	17,369	120,586
Tax payments	776,477,944	605,533,794	155,618,382	147,208,316	144,627,688	155,617,857	155,616,458	155,616,458	290,805,883	385,557,586	410,607,282	558,503,335	1,681,310,256	4,846,624,155
Fines, bail and bond payments	8,326,092	7,945,599	9,117,273	8,656,127	9,110,791	8,308,237	8,053,496	7,740,247	8,009,943	8,722,190	7,977,464	7,816,419	8,093,622	99,551,408
Miscellaneous financial	971,122	875,296	1,087,288	1,118,137	1,214,534	1,117,620	1,158,521	1,218,640	1,239,097	1,291,086	1,319,281	1,155,885	1,213,072	14,008,457
<b>Financial</b>	<b>3,268,958,089</b>	<b>2,936,733,158</b>	<b>3,067,613,819</b>	<b>3,158,947,176</b>	<b>2,561,018,971</b>	<b>2,597,817,034</b>	<b>2,759,836,523</b>	<b>2,751,286,258</b>	<b>2,704,954,242</b>	<b>2,769,071,639</b>	<b>2,794,075,035</b>	<b>3,040,590,427</b>	<b>4,091,828,437</b>	<b>35,233,772,719</b>

Table 4D Online card expenditure statistics (not seasonally adjusted)

Value of debit card transactions

## E-commerce detailed sector breakdown - services sectors (continued, not seasonally adjusted)

£	January 2015	February 2015	March 2015	April 2015	May 2015	June 2015	July 2015	August 2015	September 2015	October 2015	November 2015	December 2015	January 2016	Total (latest 12 months)
Telecoms	64,713,254	56,711,301	64,548,013	54,837,750	52,106,290	53,008,242	55,504,466	56,036,453	60,263,974	67,579,641	66,011,540	69,344,645	70,265,301	726,217,616
Utilities	101,300,884	100,983,886	125,480,692	105,891,492	99,833,668	108,111,555	108,759,261	103,160,246	95,967,172	95,451,418	82,203,170	85,226,604	92,231,586	1,203,300,750
Contractors (residential & commercial)	5,783,714	4,024,389	4,909,918	5,645,982	4,744,024	4,963,372	5,146,582	4,994,343	9,695,994	6,287,256	5,795,085	4,626,407	8,133,058	68,966,410
Gardening services	134,489	207,071	550,288	826,440	735,943	656,208	577,795	507,847	411,011	323,649	264,065	176,945	188,871	5,426,133
Veterinary services	1,226,216	1,196,203	1,709,325	1,613,861	1,544,378	1,743,799	1,807,447	1,779,076	2,014,769	1,950,258	1,893,401	1,871,423	1,941,908	21,065,848
Photocopying & printing	10,608,924	9,783,110	10,964,484	10,265,392	10,270,404	10,873,970	10,513,774	10,513,459	11,972,824	12,198,393	14,202,754	13,301,978	10,169,746	135,030,288
Photographic studios	1,769,111	1,532,116	1,883,063	2,076,098	2,556,480	2,413,541	2,950,437	2,406,841	3,162,333	4,828,462	5,658,082	3,184,057	1,435,268	34,086,778
Beauty & barber shops	6,145,491	5,580,926	7,952,190	7,349,858	7,554,315	7,930,809	8,019,091	8,010,455	8,758,161	9,384,965	13,142,747	12,798,299	6,732,345	103,214,161
Employment agencies	354,259	367,153	399,192	430,218	347,666	388,968	286,263	256,175	195,221	182,045	190,402	163,870	252,792	3,459,965
Counselling services	578,564	431,046	358,123	284,544	404,143	423,210	435,201	478,970	415,859	502,902	454,797	464,825	887,026	5,540,646
Legal services	3,716,360	3,966,476	5,460,913	3,866,136	3,611,872	5,359,541	5,472,915	5,135,893	4,038,751	4,146,383	4,010,612	4,239,709	4,009,138	53,318,339
Laundry & cleaning	140,958	135,811	156,401	140,572	167,424	133,813	114,822	105,147	291,047	391,933	300,150	187,752	294,750	2,419,622
Funeral services	685,960	862,808	1,366,827	656,534	586,917	639,281	644,073	634,076	708,034	901,195	985,072	609,083	842,636	9,436,536
Medical services	8,735,611	8,089,228	10,007,796	8,644,503	8,397,107	8,411,074	9,220,869	10,768,047	13,590,495	11,021,295	9,498,193	9,191,306	11,113,721	117,953,634
Moving & courier services	7,555,133	6,458,020	7,537,442	7,534,447	7,507,517	8,236,972	8,282,953	8,015,363	8,793,225	8,536,306	8,912,823	9,090,247	7,565,976	96,471,291
Repair shops (not auto)	932,259	979,975	1,095,610	1,012,609	950,890	1,097,240	1,128,521	1,074,994	1,466,017	1,368,758	1,743,097	2,089,247	1,296,431	15,302,389
Accounting services	1,173,390	1,041,225	1,262,619	1,026,912	1,044,674	1,062,680	1,121,440	1,331,524	1,837,712	1,624,297	1,467,859	1,344,973	1,409,024	15,574,939
Advertising, consultancy & PR	2,329,491	2,504,148	2,912,964	2,790,287	2,708,038	3,444,295	3,540,207	3,695,408	4,588,666	4,214,503	3,977,358	3,153,474	3,852,552	41,381,900
Computer programming	17,354,685	15,100,821	13,526,084	13,082,481	13,135,006	13,543,348	13,073,839	12,335,660	13,440,431	14,100,926	13,621,220	13,655,426	11,698,951	160,314,193
Farming services	1,471,012	1,199,495	1,376,093	1,853,483	1,882,442	1,574,364	1,579,172	1,474,066	2,262,887	3,947,852	1,722,142	1,592,123	2,312,011	22,776,130
Miscellaneous professional services	220,994,052	194,611,131	256,375,955	276,638,581	203,476,960	193,861,442	198,182,936	203,286,047	197,355,737	162,430,750	144,911,864	147,210,767	179,630,861	2,357,973,031
Engineering services	2,309,310	2,299,515	2,810,045	2,464,355	2,299,383	2,703,899	2,483,751	2,456,928	2,139,867	2,486,371	2,519,863	2,569,745	2,085,355	29,429,077
Marina services	702,973	816,494	1,259,399	1,410,305	1,421,511	1,397,697	1,353,789	1,207,716	735,386	645,543	499,136	493,408	587,488	11,827,872
Wrecking & salvage yards	27,643	25,040	58,284	61,870	59,944	54,530	59,188	53,152	43,578	41,813	47,166	37,780	35,401	577,746
Pest control	45,627	40,762	54,996	63,488	58,290	58,918	59,646	56,109	48,699	42,847	45,641	35,369	37,660	602,425
Educational establishments	370,830,209	147,008,589	118,646,150	185,413,106	125,690,912	104,716,716	95,519,367	146,418,326	590,605,097	417,237,763	163,227,763	120,561,826	318,529,728	2,533,575,343
Child care services	1,154,050	1,137,296	1,363,904	1,213,019	1,223,841	1,385,300	1,450,981	1,419,650	1,421,679	1,397,211	1,345,161	1,287,549	1,318,551	15,964,142
Social, political & religious organisations	45,481,207	41,599,543	60,130,490	57,948,917	56,776,902	84,920,461	102,250,728	90,395,052	100,090,954	104,746,543	79,061,696	86,576,791	84,090,468	948,588,545
Government services	2,360,136,131	2,257,030,176	1,892,940,531	1,871,084,732	1,778,959,302	1,550,365,374	1,662,970,784	1,394,447,971	1,279,863,434	1,235,733,871	1,103,184,897	1,066,569,625	1,332,235,825	18,425,386,522
Miscellaneous services	30,896,798	26,921,665	43,907,706	45,308,378	39,987,632	42,638,167	42,160,691	39,326,176	44,079,858	42,903,401	39,735,733	42,954,230	42,141,464	492,065,101
Commercial equipment	16,098,667	15,222,218	17,478,715	17,107,840	16,872,039	18,183,099	18,341,296	16,486,458	17,801,731	17,843,013	17,804,496	14,258,786	14,557,645	201,957,336
Other services	3,285,396,432	2,907,867,637	2,658,484,212	2,688,544,190	2,447,025,914	2,234,301,885	2,363,012,285	2,128,267,628	2,478,060,603	2,234,451,563	1,788,437,985	1,718,868,269	2,211,882,537	27,859,204,708
<b>Total services</b>	<b>8,092,403,181</b>	<b>7,287,027,943</b>	<b>7,461,602,750</b>	<b>7,460,820,858</b>	<b>6,735,534,476</b>	<b>6,490,774,831</b>	<b>6,784,581,964</b>	<b>6,406,453,506</b>	<b>6,660,383,355</b>	<b>6,427,426,514</b>	<b>5,892,140,664</b>	<b>5,958,076,082</b>	<b>7,750,555,566</b>	<b>81,315,378,509</b>
<b>TOTAL</b>	<b>9,479,271,340</b>	<b>8,514,253,375</b>	<b>8,916,420,373</b>	<b>8,826,626,421</b>	<b>8,107,466,147</b>	<b>7,957,605,329</b>	<b>8,326,882,321</b>	<b>7,826,131,276</b>	<b>8,187,531,201</b>	<b>7,986,642,943</b>	<b>7,812,584,143</b>	<b>7,956,713,952</b>	<b>9,178,594,521</b>	<b>99,597,454,002</b>